

# ENOX2 Polyclonal Antibody



Catalog Number: 165165

## Product name

ENOX2 Polyclonal Antibody

## Specificity

Human, Mouse, Rat

## Antibody description

Polyclonal antibody to ENOX2

## Preparation

Antigen: Recombinant fusion protein containing a sequence corresponding to amino acids 411-610 of human ENOX2 (NP\_872114.1).

## Formulation

PBS with 0.02% sodium azide, 50% glycerol, pH7.3.

## Storage

Store at -20°C. Avoid freeze / thaw cycles.

## Clonality

Polyclonal

## Ig Type

Rabbit IgG

## Applications

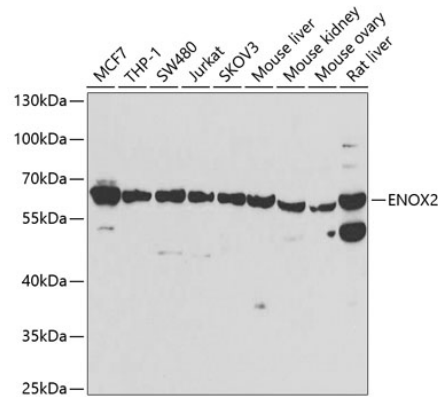
WB, IF

## Dilutions

WB 1:500 - 1:2000

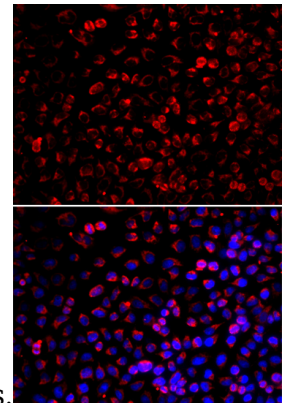
IF 1:50 - 1:200

## Validations



## Western blot - ENOX2 Polyclonal Antibody

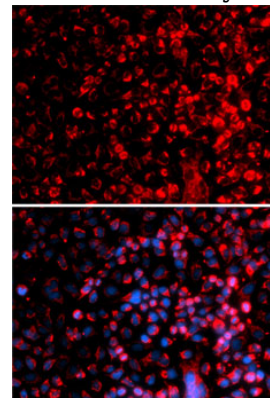
Western blot analysis of extracts of various cell lines, using ENOX2 antibody at 1:1000 dilution. Secondary antibody: HRP Goat Anti-Rabbit IgG (H+L) at 1:10000 dilution. Lysates/proteins: 25ug per lane. Blocking buffer: 3% nonfat dry milk in TBST. Detection: ECL



Basic Kit .Exposure time: 15s.

## Immunofluorescence - ENOX2 Polyclonal Antibody

Immunofluorescence analysis of U2OS cells using ENOX2 antibody . Blue: DAPI for nuclear staining.



## Immunofluorescence - ENOX2 Polyclonal Antibody

# ENOX2 Polyclonal Antibody



Catalog Number: 165165

---

Immunofluorescence analysis of MCF7 cells using ENOX2 antibody . Blue: DAPI for nuclear staining.