

# TGM5 Polyclonal Antibody

Catalog Number: 165152

## Product name

TGM5 Polyclonal Antibody

## Specificity

Human, Mouse, Rat

## Antibody description

Polyclonal antibody to TGM5

## Preparation

Antigen: Recombinant fusion protein containing a sequence corresponding to amino acids 461-720 of human TGM5 (NP\_963925.2).

## Formulation

PBS with 0.02% sodium azide, 50% glycerol, pH7.3.

## Storage

Store at -20°C. Avoid freeze / thaw cycles.

## Clonality

Polyclonal

## Ig Type

Rabbit IgG

## Applications

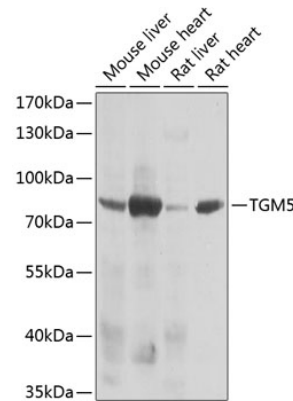
WB, IHC

## Dilutions

WB 1:500 - 1:2000

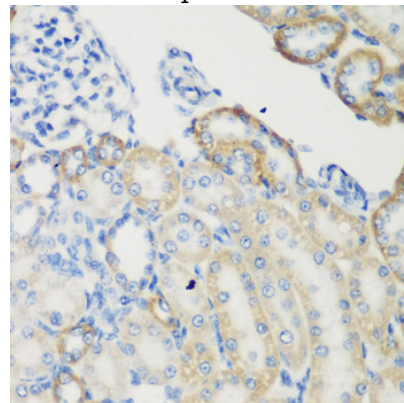
IHC 1:50 - 1:200

## Validations



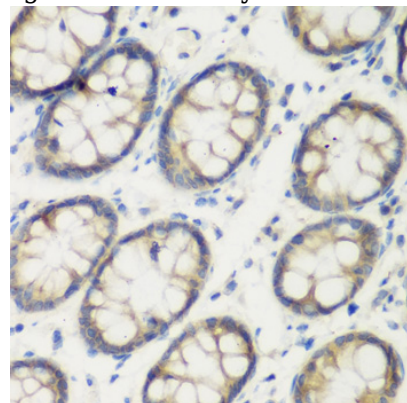
Western blot - TGM5 Polyclonal Antibody

Western blot analysis of extracts of various cell lines, using TGM5 antibody at 1:1000 dilution. Secondary antibody: HRP Goat Anti-Rabbit IgG (H+L) at 1:10000 dilution. Lysates/proteins: 25ug per lane. Blocking buffer: 3% nonfat dry milk in TBST. Detection: ECL Basic Kit. Exposure time: 15s.



Immunohistochemistry - TGM5 Polyclonal Antibody

Immunohistochemistry of paraffin-embedded rat kidney using TGM5 antibody at dilution of 1:200



(40x lens).

# TGM5 Polyclonal Antibody

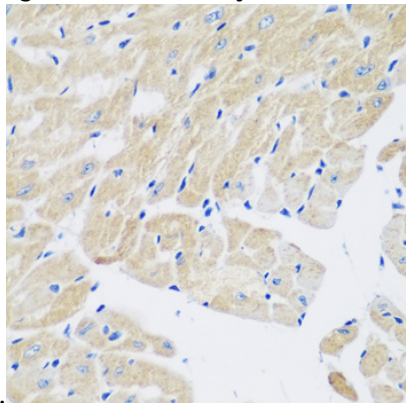


Catalog Number: 165152

---

## Immunohistochemistry - TGM5 Polyclonal Antibody

Immunohistochemistry of paraffin-embedded human colon using TGM5 antibody at dilution of



1:200 (40x lens).

## Immunohistochemistry - TGM5 Polyclonal Antibody

Immunohistochemistry of paraffin-embedded mouse heart using TGM5 antibody at dilution of 1:200 (40x lens).