

TMOD4 Polyclonal Antibody



Catalog Number: 165032

Product name

TMOD4 Polyclonal Antibody

Specificity

Human, Mouse, Rat

Antibody description

Polyclonal antibody to TMOD4

Preparation

Antigen: Recombinant fusion protein containing a sequence corresponding to amino acids 1-345 of human TMOD4 (NP_037485.2).

Formulation

PBS with 0.02% sodium azide, 50% glycerol, pH7.3.

Storage

Store at -20°C. Avoid freeze / thaw cycles.

Clonality

Polyclonal

Ig Type

Rabbit IgG

Applications

WB, IHC, IF

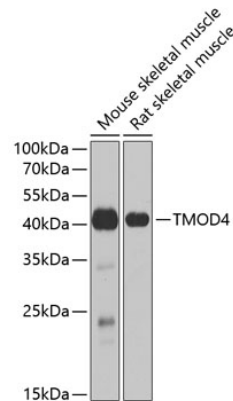
Dilutions

WB 1:500 - 1:2000

IHC 1:50 - 1:200

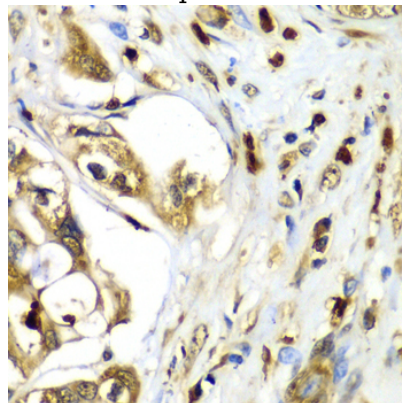
IF 1:10 - 1:100

Validations



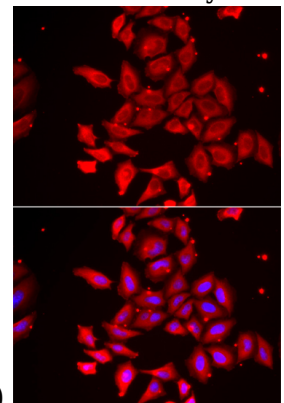
Western blot - TMOD4 Polyclonal Antibody

Western blot analysis of extracts of various cell lines, using TMOD4 antibody at 1:1000 dilution. Secondary antibody: HRP Goat Anti-Rabbit IgG (H+L) at 1:10000 dilution. Lysates/proteins: 25ug per lane. Blocking buffer: 3% nonfat dry milk in TBST. Detection: ECL Basic Kit. Exposure time: 30s.



Immunohistochemistry - TMOD4 Polyclonal Antibody

Immunohistochemistry of paraffin-embedded human liver cancer using TMOD4 antibody at



dilution of 1:100 (40x lens).

TMOD4 Polyclonal Antibody



Catalog Number: 165032

Immunofluorescence - TMOD4 Polyclonal
Antibody

Immunofluorescence analysis of U2OS cells using
TMOD4 antibody . Blue: DAPI for nuclear staining.