

PUF60 Polyclonal Antibody



Catalog Number: 164993

Product name

PUF60 Polyclonal Antibody

Specificity

Human, Mouse, Rat

Antibody description

Polyclonal antibody to PUF60

Preparation

Antigen: Recombinant fusion protein containing a sequence corresponding to amino acids 243-542 of human PUF60 (NP_055096.2).

Formulation

PBS with 0.02% sodium azide, 50% glycerol, pH7.3.

Storage

Store at -20°C. Avoid freeze / thaw cycles.

Clonality

Polyclonal

Ig Type

Rabbit IgG

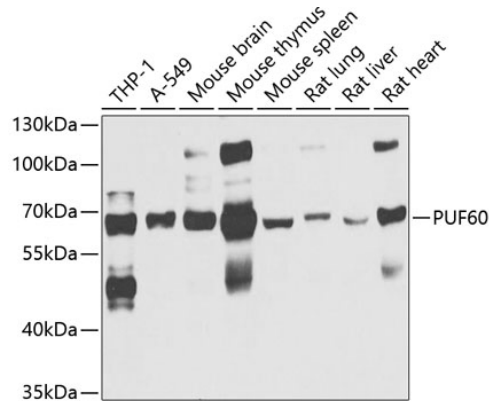
Applications

WB, IHC, IF, IP

Dilutions

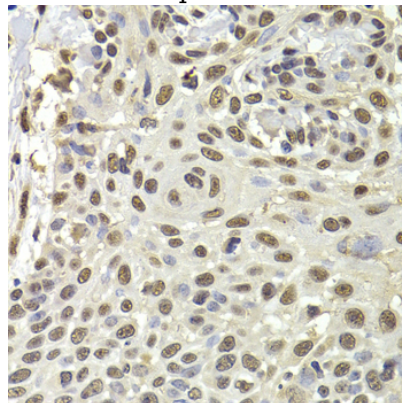
WB 1:500 - 1:2000
IHC 1:50 - 1:200
IF 1:50 - 1:100
IP 1:20 - 1:50

Validations



Western blot - PUF60 Polyclonal Antibody

Western blot analysis of extracts of various cell lines, using PUF60 antibody at 1:1000 dilution. Secondary antibody: HRP Goat Anti-Rabbit IgG (H+L) at 1:10000 dilution. Lysates/proteins: 25ug per lane. Blocking buffer: 3% nonfat dry milk in TBST. Detection: ECL Basic Kit. Exposure time: 30s.

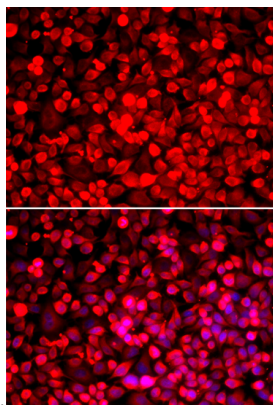


Immunohistochemistry - PUF60 Polyclonal Antibody

Immunohistochemistry of paraffin-embedded human well-differentiated squamous skin carcinoma using PUF60 antibody at dilution of

PUF60 Polyclonal Antibody

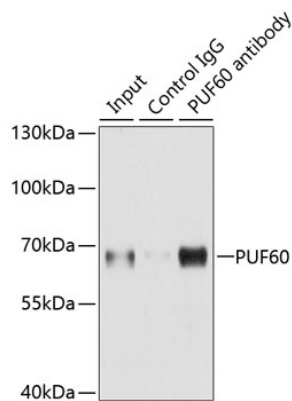
Catalog Number: 164993



1:100 (40x lens).

Immunofluorescence - PUF60 Polyclonal Antibody

Immunofluorescence analysis of HeLa cells using PUF60 antibody . Blue: DAPI for nuclear staining.



Immunoprecipitation - PUF60 Polyclonal Antibody

Immunoprecipitation analysis of 150ug extracts of A549 cells using 3ug PUF60 antibody . Western blot was performed from the immunoprecipitate using PUF60 antibody at a dilution of 1:500.