

# OGN Polyclonal Antibody



Catalog Number: 164982

## Product name

OGN Polyclonal Antibody

## Specificity

Human, Mouse, Rat

## Antibody description

Polyclonal antibody to OGN

## Preparation

Antigen: Recombinant fusion protein containing a sequence corresponding to amino acids 20-298 of human OGN (NP\_148935.1).

## Formulation

PBS with 0.02% sodium azide, 50% glycerol, pH7.3.

## Storage

Store at -20°C. Avoid freeze / thaw cycles.

## Clonality

Polyclonal

## Ig Type

Rabbit IgG

## Applications

WB, IHC, IF


## Dilutions

WB 1:500 - 1:2000

IHC 1:100 - 1:200

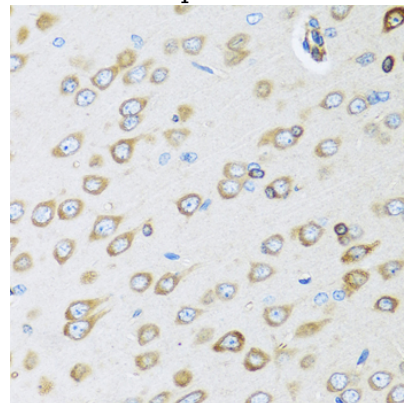
IF 1:50 - 1:200

## Validations



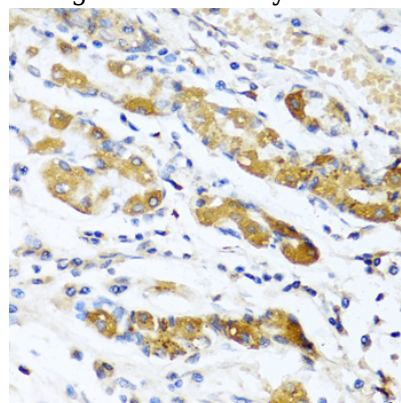
Western blot - OGN Polyclonal Antibody

Western blot analysis of extracts of various cell lines, using OGN antibody at 1:1000 dilution. Secondary antibody: HRP Goat Anti-Rabbit IgG (H+L) at 1:10000 dilution. Lysates/proteins: 25ug per lane. Blocking buffer: 3% nonfat dry milk in TBST. Detection: ECL Basic Kit. Exposure time: 90s.



Immunohistochemistry - OGN Polyclonal Antibody

Immunohistochemistry of paraffin-embedded rat brain using OGN antibody at dilution of 1:100 (40x



lens).

# OGN Polyclonal Antibody

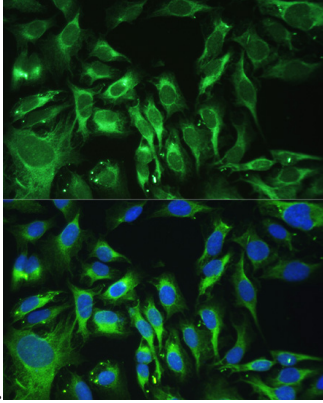


Catalog Number: 164982

---

## Immunohistochemistry - OGN Polyclonal Antibody

Immunohistochemistry of paraffin-embedded human stomach using OGN antibody at dilution of



1:100 (40x lens).

## Immunofluorescence - OGN Polyclonal Antibody

Immunofluorescence analysis of U-2 OS cells using OGN antibody at dilution of 1:100. Blue: DAPI for nuclear staining.