

# MATK Polyclonal Antibody



Catalog Number: 164966

## Product name

MATK Polyclonal Antibody

## Specificity

Human, Mouse, Rat

## Antibody description

Polyclonal antibody to MATK

## Preparation

Antigen: Recombinant fusion protein containing a sequence corresponding to amino acids 352-466 of human MATK (NP\_647611.1).

## Formulation

PBS with 0.02% sodium azide, 50% glycerol, pH7.3.

## Storage

Store at -20°C. Avoid freeze / thaw cycles.

## Clonality

Polyclonal

## Ig Type

Rabbit IgG

## Applications

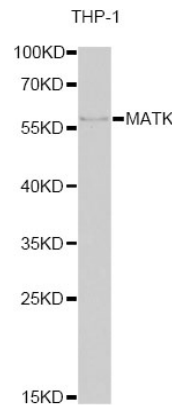
WB, IHC

## Dilutions

WB 1:500 - 1:2000

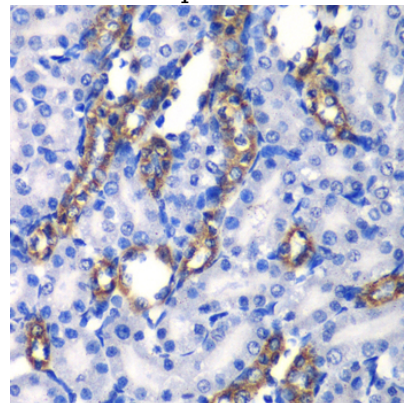
IHC 1:50 - 1:200

## Validations



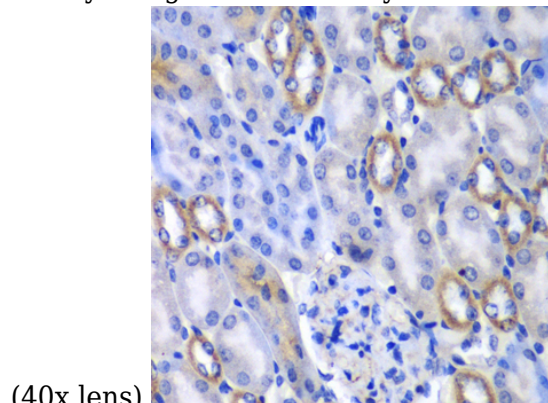
## Western blot - MATK Polyclonal Antibody

Western blot analysis of extracts of THP-1 cells, using MATK antibody at 1:1000 dilution. Secondary antibody: HRP Goat Anti-Rabbit IgG (H+L) at 1:10000 dilution. Lysates/proteins: 25ug per lane. Blocking buffer: 3% nonfat dry milk in TBST. Detection: ECL Basic Kit. Exposure time: 90s.



## Immunohistochemistry - MATK Polyclonal Antibody

Immunohistochemistry of paraffin-embedded rat kidney using MATK antibody at dilution of 1:100



(40x lens).

# MATK Polyclonal Antibody



Catalog Number: 164966

---

Immunohistochemistry - MATK Polyclonal Antibody

Immunohistochemistry of paraffin-embedded mouse kidney using MATK antibody at dilution of 1:100 (40x lens).