

# GORASP1 Polyclonal Antibody



Catalog Number: 164951

## Product name

GORASP1 Polyclonal Antibody

## Specificity

Human

## Antibody description

Polyclonal antibody to GORASP1

## Preparation

Antigen: Recombinant fusion protein containing a sequence corresponding to amino acids 221-440 of human GORASP1 (NP\_114105.1).

## Formulation

PBS with 0.02% sodium azide, 50% glycerol, pH7.3.

## Storage

Store at -20°C. Avoid freeze / thaw cycles.

## Clonality

Polyclonal

## Ig Type

Rabbit IgG

## Applications

WB, IHC, IF

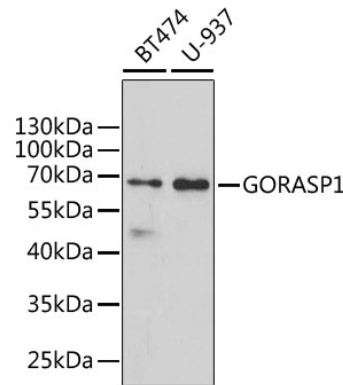
## Dilutions

WB 1:500 - 1:2000

IHC 1:50 - 1:200

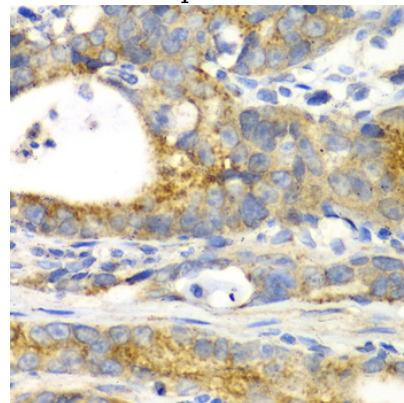
IF 1:10 - 1:100

## Validations



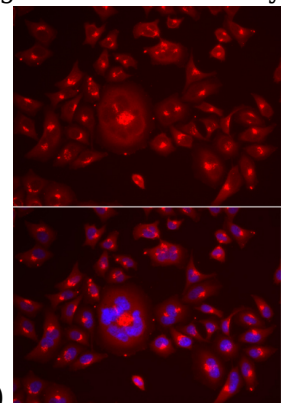
Western blot - GORASP1 Polyclonal Antibody

Western blot analysis of extracts of various cell lines, using GORASP1 antibody at 1:1000 dilution. Secondary antibody: HRP Goat Anti-Rabbit IgG (H+L) at 1:10000 dilution. Lysates/proteins: 25ug per lane. Blocking buffer: 3% nonfat dry milk in TBST. Detection: ECL Basic Kit. Exposure time: 90s.



Immunohistochemistry - GORASP1 Polyclonal Antibody

Immunohistochemistry of paraffin-embedded human gastric cancer using GORASP1 antibody at



dilution of 1:100 (40x lens).

# GORASP1 Polyclonal Antibody



Catalog Number: 164951

---

Immunofluorescence - GORASP1 Polyclonal Antibody

Immunofluorescence analysis of A549 cells using GORASP1 antibody . Blue: DAPI for nuclear staining.