

# AKAP5 Polyclonal Antibody



Catalog Number: 164914

## Product name

AKAP5 Polyclonal Antibody

## Specificity

Human, Mouse, Rat

## Antibody description

Polyclonal antibody to AKAP5

## Preparation

Antigen: Recombinant fusion protein containing a sequence corresponding to amino acids 1-270 of human AKAP5 (NP\_004848.3).

## Formulation

PBS with 0.02% sodium azide, 50% glycerol, pH7.3.

## Storage

Store at -20°C. Avoid freeze / thaw cycles.

## Clonality

Polyclonal

## Ig Type

Rabbit IgG

## Applications

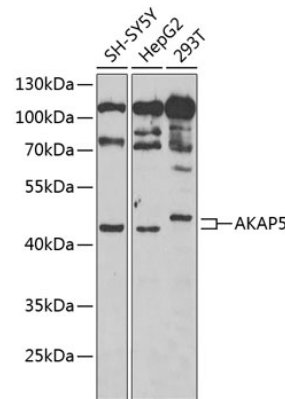
WB, IHC

## Dilutions

WB 1:500 - 1:2000

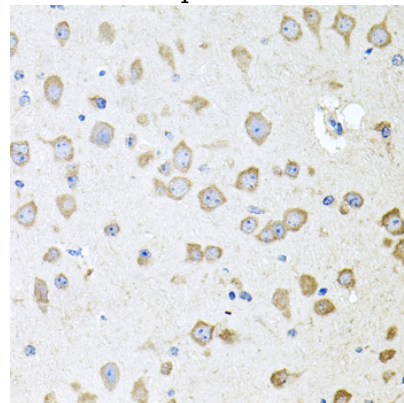
IHC 1:100 - 1:200

## Validations



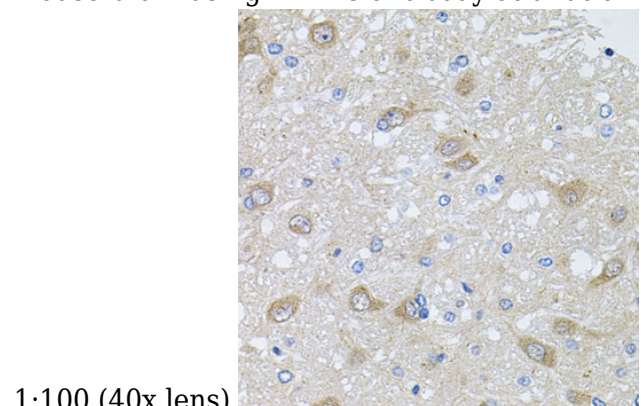
## Western blot - AKAP5 Polyclonal Antibody

Western blot analysis of extracts of various cell lines, using AKAP5 Antibody at 1:1000 dilution. Secondary antibody: HRP Goat Anti-Rabbit IgG (H+L) at 1:10000 dilution. Lysates/proteins: 25ug per lane. Blocking buffer: 3% nonfat dry milk in TBST. Detection: ECL Basic Kit. Exposure time: 90s.



## Immunohistochemistry - AKAP5 Polyclonal Antibody

Immunohistochemistry of paraffin-embedded mouse brain using AKAP5 antibody at dilution of



1:100 (40x lens).

# AKAP5 Polyclonal Antibody



Catalog Number: 164914

---

Immunohistochemistry - AKAP5 Polyclonal Antibody

Immunohistochemistry of paraffin-embedded rat brain using AKAP5 antibody at dilution of 1:100 (40x lens).