

COX5A Polyclonal Antibody



Catalog Number: 164874

Product name

COX5A Polyclonal Antibody

Specificity

Human, Mouse, Rat

Antibody description

Polyclonal antibody to COX5A

Preparation

Antigen: Recombinant fusion protein containing a sequence corresponding to amino acids 1-150 of human COX5A (NP_004246.2).

Formulation

PBS with 0.02% sodium azide, 50% glycerol, pH7.3.

Storage

Store at -20°C. Avoid freeze / thaw cycles.

Clonality

Polyclonal

Ig Type

Rabbit IgG

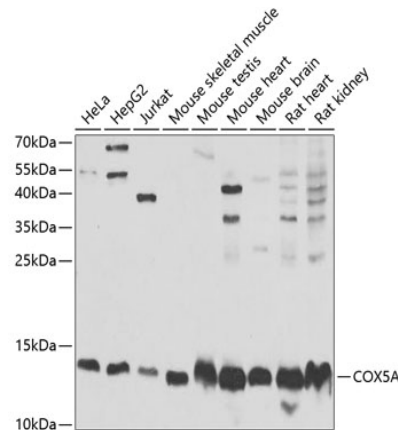
Applications

WB, IHC, IF

Dilutions

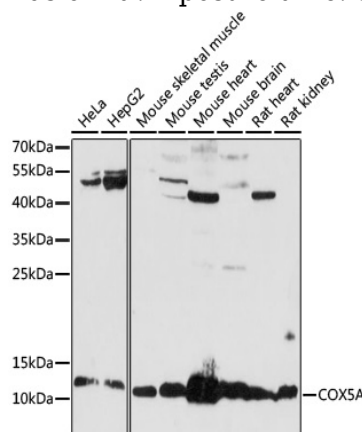
WB 1:500 - 1:2000
IHC 1:50 - 1:100
IF 1:10 - 1:100

Validations



Western blot - COX5A Polyclonal Antibody

Western blot analysis of extracts of various cell lines, using COX5A Antibody at 1:1000 dilution. Secondary antibody: HRP Goat Anti-Rabbit IgG (H+L) at 1:10000 dilution. Lysates/proteins: 25ug per lane. Blocking buffer: 3% nonfat dry milk in TBST. Detection: ECL Basic Kit. Exposure time: 30s.



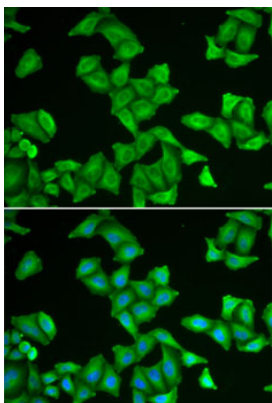
Western blot - COX5A Polyclonal Antibody

Western blot analysis of extracts of various cells, using COX5A antibody at 1:1000 dilution ratio through one-step method. Secondary antibody: HRP Goat Anti-Rabbit IgG (H+L) at 1:4000 dilution. Lysates/proteins: 25ug per lane. Blocking buffer: 3% nonfat dry milk in TBST. Detection: ECL Basic Kit. Exposure time: 3min.

COX5A Polyclonal Antibody



Catalog Number: 164874



Immunofluorescence - COX5A Polyclonal Antibody

Immunofluorescence analysis of U2OS cells using COX5A antibody . Blue: DAPI for nuclear staining.