

# TNFAIP6 Polyclonal Antibody



Catalog Number: 164863

## Product name

TNFAIP6 Polyclonal Antibody

## Specificity

Human, Mouse, Rat

## Antibody description

Polyclonal antibody to TNFAIP6

## Preparation

Antigen: Recombinant fusion protein containing a sequence corresponding to amino acids 18-277 of human TNFAIP6 (NP\_009046.2).

## Formulation

PBS with 0.02% sodium azide, 50% glycerol, pH7.3.

## Storage

Store at -20°C. Avoid freeze / thaw cycles.

## Clonality

Polyclonal

## Ig Type

Rabbit IgG

## Applications

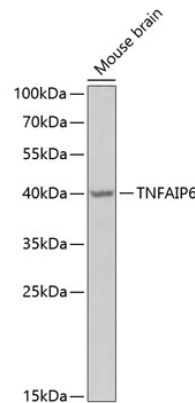
WB, IHC

## Dilutions

WB 1:500 - 1:2000

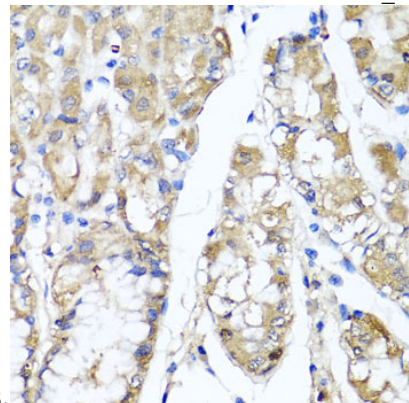
IHC 1:50 - 1:200

## Validations



## Western blot - TNFAIP6 Polyclonal Antibody

Western blot analysis of extracts of mouse brain, using TNFAIP6 Antibody at 1:1000 dilution. Secondary antibody: HRP Goat Anti-Rabbit IgG (H+L) at 1:10000 dilution. Lysates/proteins: 25ug per lane. Blocking buffer: 3% nonfat dry milk in TBST. Detection: ECL Enhanced Kit. Exposure



time: 90s.

## Immunohistochemistry - TNFAIP6 Polyclonal Antibody

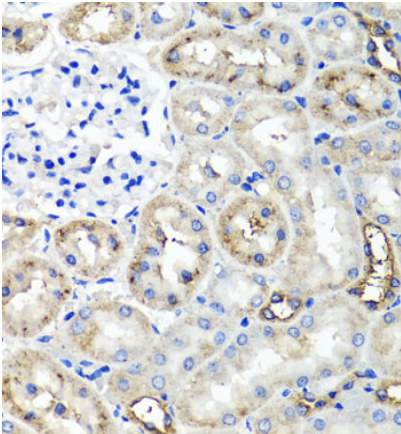
Immunohistochemistry of paraffin-embedded human stomach using TNFAIP6 antibody at dilution of 1:100 (40x lens).

# TNFAIP6 Polyclonal Antibody



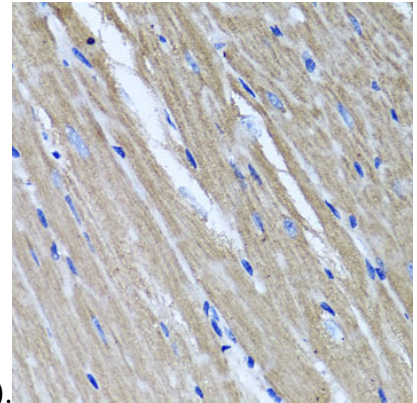
Catalog Number: 164863

---



Immunohistochemistry - TNFAIP6 Polyclonal Antibody

Immunohistochemistry of paraffin-embedded rat kidney using TNFAIP6 antibody at dilution of



1:100 (40x lens).

Immunohistochemistry - TNFAIP6 Polyclonal Antibody

Immunohistochemistry of paraffin-embedded mouse heart using TNFAIP6 antibody at dilution of 1:100 (40x lens).