

CYP2C9 Polyclonal Antibody



Catalog Number: 164772

Product name

CYP2C9 Polyclonal Antibody

Specificity

Human, Mouse

Antibody description

Polyclonal antibody to CYP2C9

Preparation

Antigen: Recombinant fusion protein containing a sequence corresponding to amino acids 211-490 of human CYP2C9 (NP_000762.2).

Formulation

PBS with 0.02% sodium azide, 50% glycerol, pH7.3.

Storage

Store at -20°C. Avoid freeze / thaw cycles.

Clonality

Polyclonal

Ig Type

Rabbit IgG

Applications

WB, IHC, IF

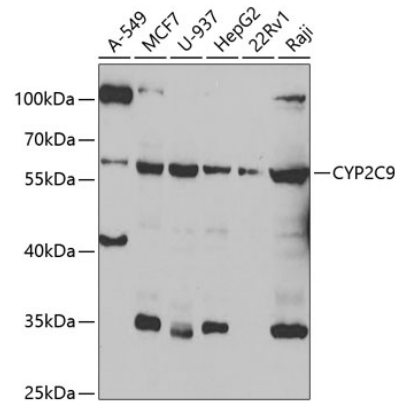
Dilutions

WB 1:500 - 1:2000

IHC 1:50 - 1:200

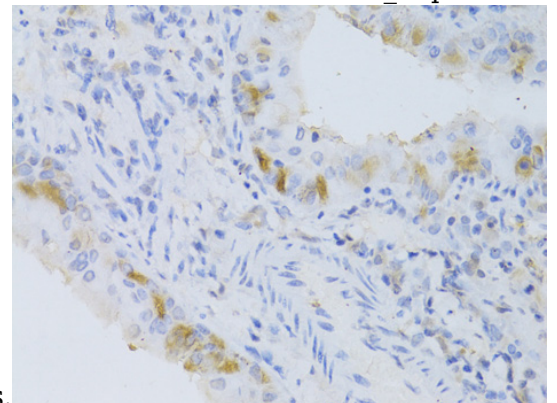
IF 1:10 - 1:100

Validations



Western blot - CYP2C9 Polyclonal Antibody

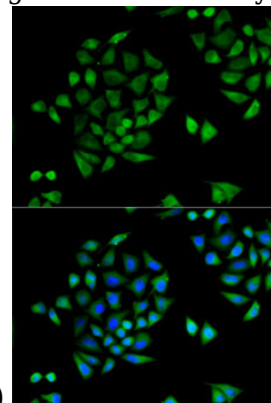
Western blot analysis of extracts of various cell lines, using CYP2C9 antibody at 1:1000 dilution. Secondary antibody: HRP Goat Anti-Rabbit IgG (H+L) at 1:10000 dilution. Lysates/proteins: 25ug per lane. Blocking buffer: 3% nonfat dry milk in TBST. Detection: ECL Enhanced Kit. Exposure



time: 10s.

Immunohistochemistry - CYP2C9 Polyclonal Antibody

Immunohistochemistry of paraffin-embedded mouse lung using CYP2C9 Antibody at dilution of



1:100 (40x lens).

CYP2C9 Polyclonal Antibody



Catalog Number: 164772

Immunofluorescence - CYP2C9 Polyclonal Antibody

Immunofluorescence analysis of U2OS cells using CYP2C9 antibody . Blue: DAPI for nuclear staining.