

AQR Polyclonal Antibody



Catalog Number: 164711

Product name

AQR Polyclonal Antibody

Specificity

Human, Mouse, Rat

Antibody description

Polyclonal antibody to AQR

Preparation

Antigen: Recombinant fusion protein containing a sequence corresponding to amino acids 400-700 of human AQR (NP_055506.1).

Formulation

PBS with 0.02% sodium azide, 50% glycerol, pH7.3.

Storage

Store at -20°C. Avoid freeze / thaw cycles.

Clonality

Polyclonal

Ig Type

Rabbit IgG

Applications

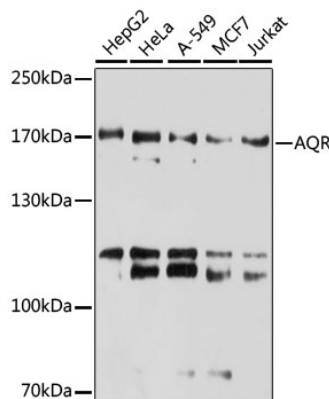
WB, IHC

Dilutions

WB 1:500 - 1:1000

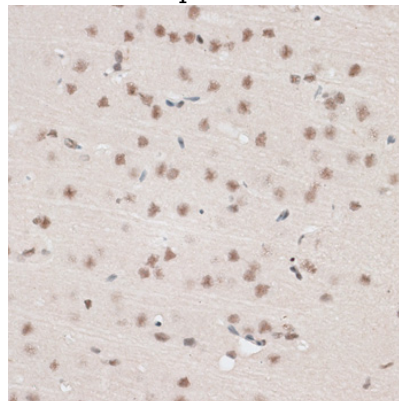
IHC 1:50 - 1:100

Validations



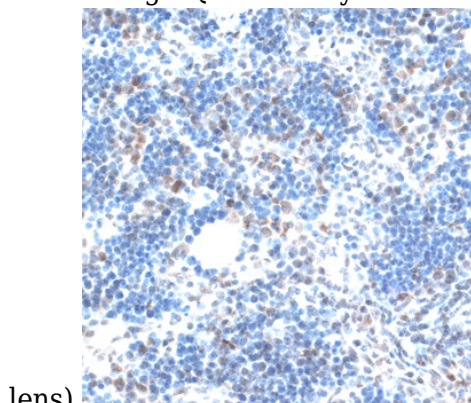
Western blot - AQR Polyclonal Antibody

Western blot analysis of extracts of various cell lines, using AQR antibody at 1:3000 dilution. Secondary antibody: HRP Goat Anti-Rabbit IgG (H+L) at 1:10000 dilution. Lysates/proteins: 25ug per lane. Blocking buffer: 3% nonfat dry milk in TBST. Detection: ECL Basic Kit. Exposure time: 40s.



Immunohistochemistry - AQR Polyclonal Antibody

Immunohistochemistry of paraffin-embedded rat brain using AQR antibody at dilution of 1:100 (40x

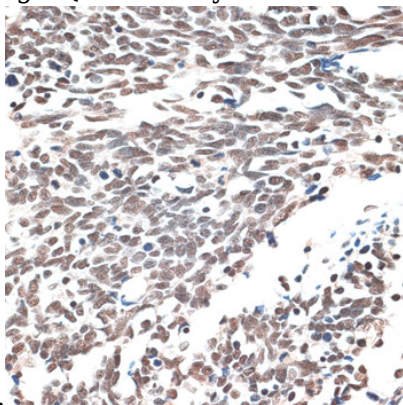


AQR Polyclonal Antibody

Catalog Number: 164711

Immunohistochemistry - AQR Polyclonal Antibody

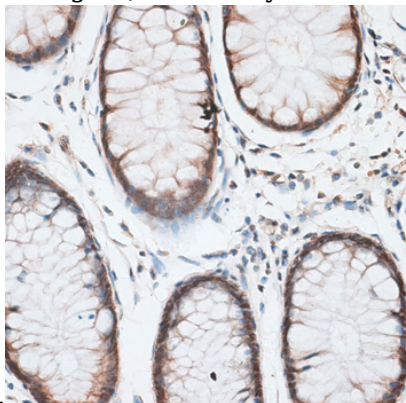
Immunohistochemistry of paraffin-embedded rat spleen using AQR antibody at dilution of 1:100



(40x lens).

Immunohistochemistry - AQR Polyclonal Antibody

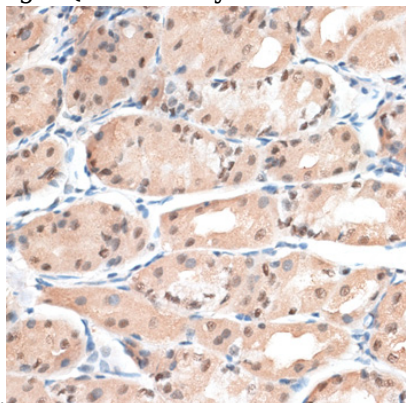
Immunohistochemistry of paraffin-embedded human lung cancer using AQR antibody at dilution



of 1:100 (40x lens).

Immunohistochemistry - AQR Polyclonal Antibody

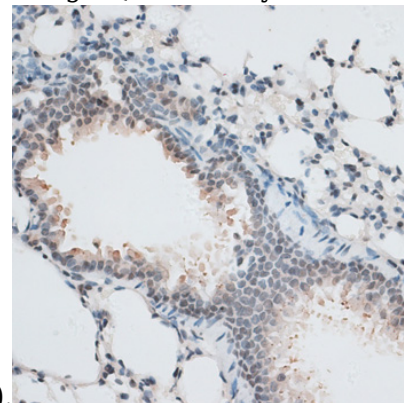
Immunohistochemistry of paraffin-embedded human colon using AQR antibody at dilution of



1:100 (40x lens).

Immunohistochemistry - AQR Polyclonal Antibody

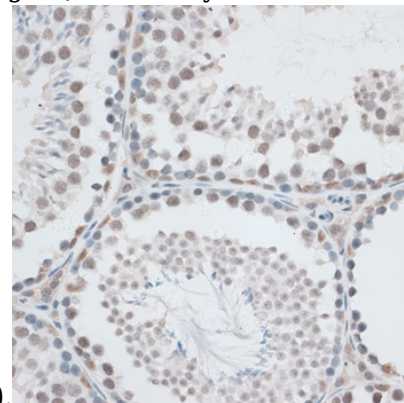
Immunohistochemistry of paraffin-embedded human stomach using AQR antibody at dilution of



1:100 (40x lens).

Immunohistochemistry - AQR Polyclonal Antibody

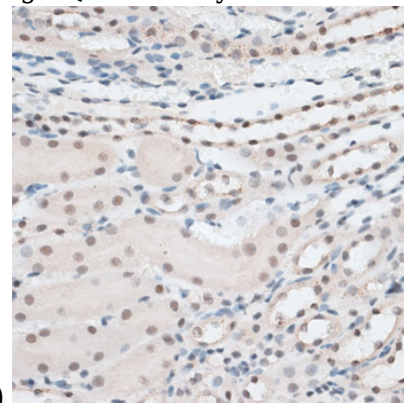
Immunohistochemistry of paraffin-embedded mouse lung using AQR antibody at dilution of



1:100 (40x lens).

Immunohistochemistry - AQR Polyclonal Antibody

Immunohistochemistry of paraffin-embedded mouse testis using AQR antibody at dilution of



1:100 (40x lens).

Immunohistochemistry - AQR Polyclonal Antibody

Immunohistochemistry of paraffin-embedded

AQR Polyclonal Antibody



Catalog Number: 164711

mouse kidney using AQR antibody at dilution of 1:100 (40x lens).