

TRMT2A Polyclonal Antibody



Catalog Number: 164705

Product name

TRMT2A Polyclonal Antibody

Specificity

Human, Mouse, Rat

Antibody description

Polyclonal antibody to TRMT2A

Preparation

Antigen: A synthetic peptide corresponding to a sequence within amino acids 500 to the C-terminus of human TRMT2A (NP_073564.3).

Formulation

PBS with 0.02% sodium azide, 50% glycerol, pH7.3.

Storage

Store at -20°C. Avoid freeze / thaw cycles.

Clonality

Polyclonal

Ig Type

Rabbit IgG

Applications

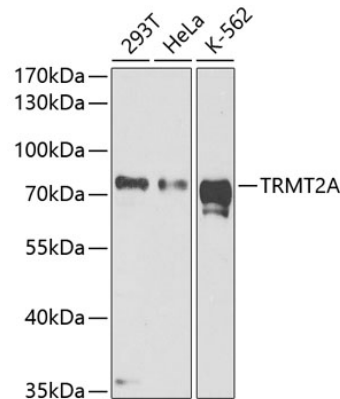
WB, IHC

Dilutions

WB 1:500 - 1:1000

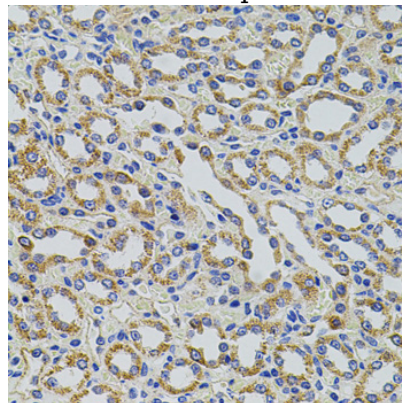
IHC 1:50 - 1:200

Validations



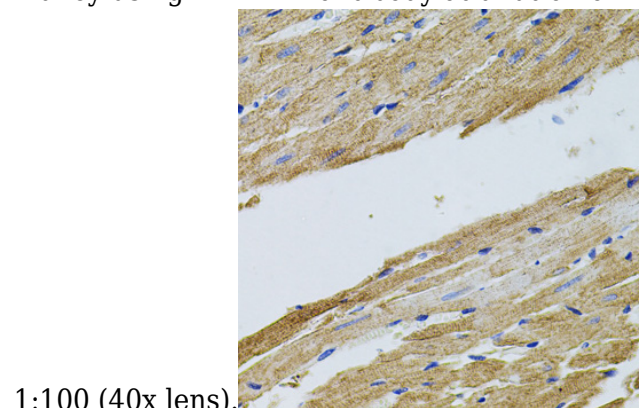
Western blot - TRMT2A Polyclonal Antibody

Western blot analysis of extracts of various cell lines, using TRMT2A antibody at 1:1000 dilution. Secondary antibody: HRP Goat Anti-Rabbit IgG (H+L) at 1:10000 dilution. Lysates/proteins: 25ug per lane. Blocking buffer: 3% nonfat dry milk in TBST. Detection: ECL Enhanced Kit. Exposure time: 90s.



Immunohistochemistry - TRMT2A Polyclonal Antibody

Immunohistochemistry of paraffin-embedded rat kidney using TRMT2A antibody at dilution of



1:100 (40x lens).

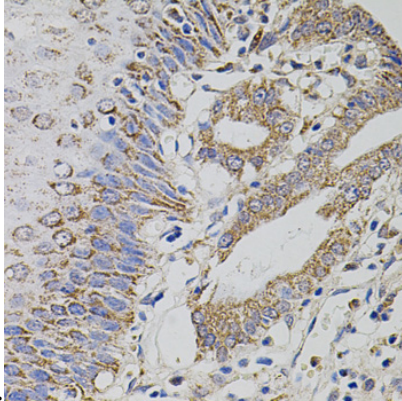
TRMT2A Polyclonal Antibody



Catalog Number: 164705

Immunohistochemistry - TRMT2A Polyclonal Antibody

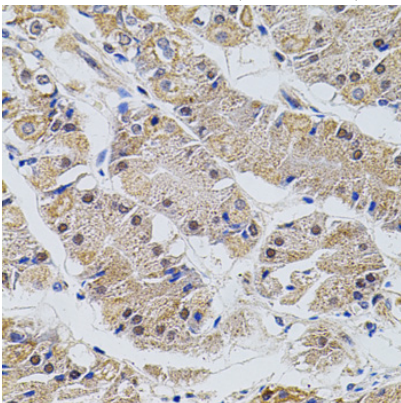
Immunohistochemistry of paraffin-embedded rat heart using TRMT2A antibody at dilution of 1:100



(40x lens).

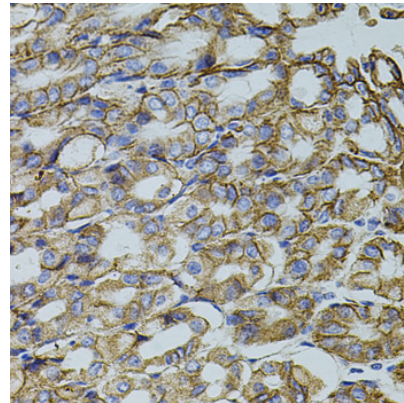
Immunohistochemistry - TRMT2A Polyclonal Antibody

Immunohistochemistry of paraffin-embedded human esophagus using TRMT2A antibody at dilution of 1:100 (40x lens).



Immunohistochemistry - TRMT2A Polyclonal Antibody

Immunohistochemistry of paraffin-embedded human stomach using TRMT2A antibody at dilution of 1:100 (40x lens).



Immunohistochemistry - TRMT2A Polyclonal Antibody

Immunohistochemistry of paraffin-embedded mouse stomach using TRMT2A antibody at dilution of 1:100 (40x lens).