

# PDYN Polyclonal Antibody



Catalog Number: 164654

## Product name

PDYN Polyclonal Antibody

## Specificity

Human, Mouse, Rat

## Antibody description

Polyclonal antibody to PDYN

## Preparation

Antigen: Recombinant fusion protein containing a sequence corresponding to amino acids 21-254 of human PDYN (NP\_077722.1).

## Formulation

PBS with 0.02% sodium azide, 50% glycerol, pH7.3.

## Storage

Store at -20°C. Avoid freeze / thaw cycles.

## Clonality

Polyclonal

## Ig Type

Rabbit IgG

## Applications

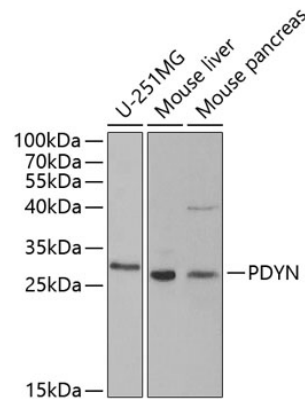
WB, IHC

## Dilutions

WB 1:500 - 1:2000

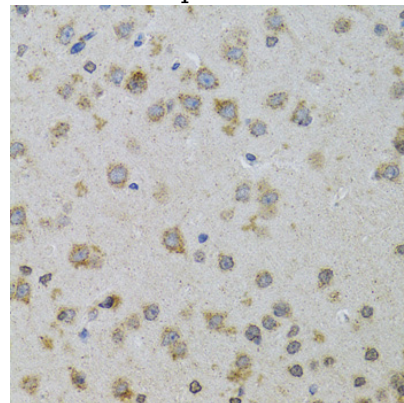
IHC 1:50 - 1:200

## Validations



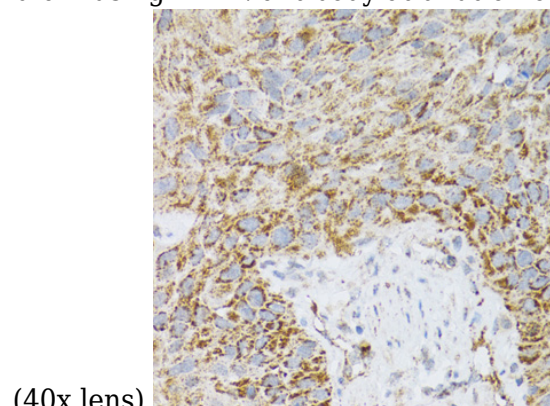
Western blot - PDYN Polyclonal Antibody

Western blot analysis of extracts of various cell lines, using PDYN antibody at 1:1000 dilution. Secondary antibody: HRP Goat Anti-Rabbit IgG (H+L) at 1:10000 dilution. Lysates/proteins: 25ug per lane. Blocking buffer: 3% nonfat dry milk in TBST. Detection: ECL Basic Kit. Exposure time: 90s.



Immunohistochemistry - PDYN Polyclonal Antibody

Immunohistochemistry of paraffin-embedded rat brain using PDYN antibody at dilution of 1:100



(40x lens).

# PDYN Polyclonal Antibody

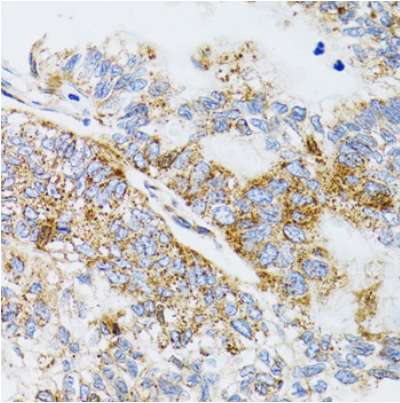


Catalog Number: 164654

---

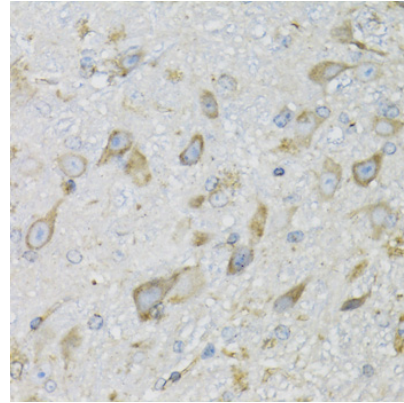
## Immunohistochemistry - PDYN Polyclonal Antibody

Immunohistochemistry of paraffin-embedded human lung cancer using PDYN antibody at dilution of 1:100 (40x lens).



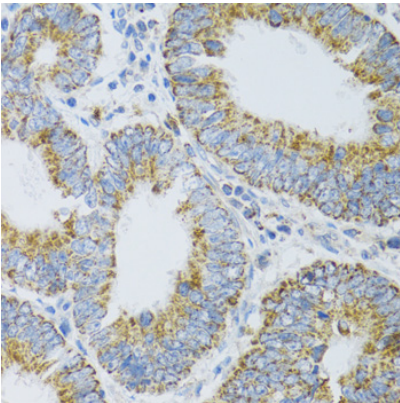
## Immunohistochemistry - PDYN Polyclonal Antibody

Immunohistochemistry of paraffin-embedded human rectal cancer using PDYN antibody at dilution of 1:100 (40x lens).



## Immunohistochemistry - PDYN Polyclonal Antibody

Immunohistochemistry of paraffin-embedded human gastric cancer using PDYN antibody at dilution of 1:100 (40x lens).



## Immunohistochemistry - PDYN Polyclonal Antibody

Immunohistochemistry of paraffin-embedded mouse brain using PDYN antibody at dilution of 1:100 (40x lens).