

BAG5 Polyclonal Antibody

Catalog Number: 164638

Product name

BAG5 Polyclonal Antibody

Specificity

Human, Mouse, Rat

Antibody description

Polyclonal antibody to BAG5

Preparation

Antigen: Recombinant fusion protein containing a sequence corresponding to amino acids 198-447 of human BAG5 (NP_004864.1).

Formulation

PBS with 0.02% sodium azide, 50% glycerol, pH7.3.

Storage

Store at -20°C. Avoid freeze / thaw cycles.

Clonality

Polyclonal

Ig Type

Rabbit IgG

Applications

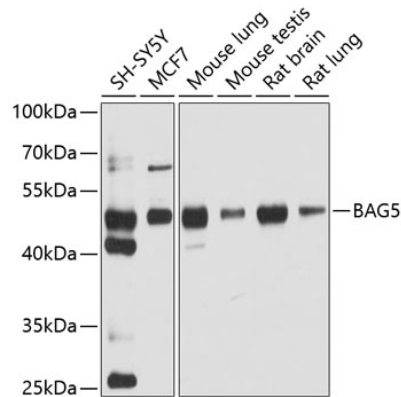
WB, IHC

Dilutions

WB 1:500 - 1:2000

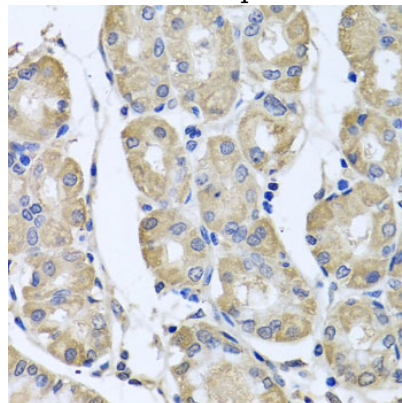
IHC 1:50 - 1:200

Validations



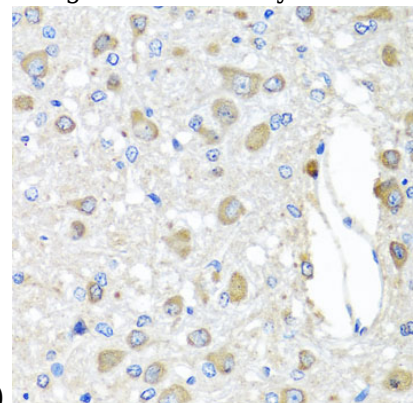
Western blot - BAG5 Polyclonal Antibody

Western blot analysis of extracts of various cell lines, using BAG5 antibody at 1:1000 dilution. Secondary antibody: HRP Goat Anti-Rabbit IgG (H+L) at 1:10000 dilution. Lysates/proteins: 25ug per lane. Blocking buffer: 3% nonfat dry milk in TBST. Detection: ECL Enhanced Kit. Exposure time: 90s.



Immunohistochemistry - BAG5 Polyclonal Antibody

Immunohistochemistry of paraffin-embedded human stomach using BAG5 antibody at dilution of



1:100 (40x lens).

BAG5 Polyclonal Antibody



Catalog Number: 164638

Immunohistochemistry - BAG5 Polyclonal
Antibody

Immunohistochemistry of paraffin-embedded rat
brain using BAG5 antibody at dilution of 1:100
(40x lens).