

FBXL5 Polyclonal Antibody

Catalog Number: 164566

Product name

FBXL5 Polyclonal Antibody

Specificity

Human, Mouse, Rat

Antibody description

Polyclonal antibody to FBXL5

Preparation

Antigen: Recombinant fusion protein containing a sequence corresponding to amino acids 1-310 of human FBXL5 (NP_036293.1).

Formulation

PBS with 0.02% sodium azide, 50% glycerol, pH7.3.

Storage

Store at -20°C. Avoid freeze / thaw cycles.

Clonality

Polyclonal

Ig Type

Rabbit IgG

Applications

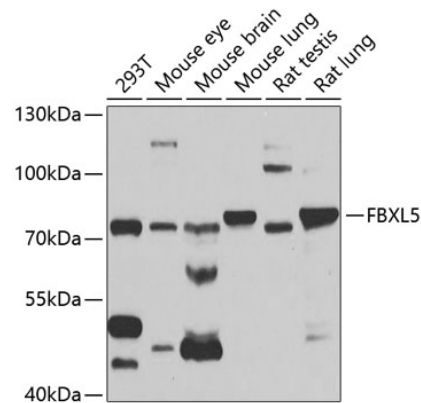
WB, IHC

Dilutions

WB 1:500 - 1:1000

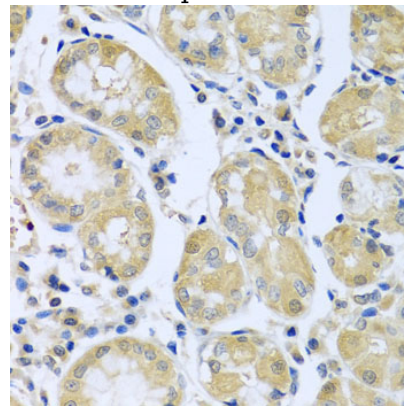
IHC 1:50 - 1:100

Validations



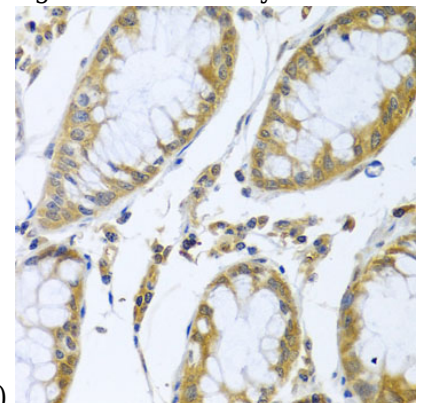
Western blot - FBXL5 Polyclonal Antibody

Western blot analysis of extracts of various cell lines, using FBXL5 antibody at 1:1000 dilution. Secondary antibody: HRP Goat Anti-Rabbit IgG (H+L) at 1:10000 dilution. Lysates/proteins: 25ug per lane. Blocking buffer: 3% nonfat dry milk in TBST. Detection: ECL Basic Kit. Exposure time: 10s.



Immunohistochemistry - FBXL5 Polyclonal Antibody

Immunohistochemistry of paraffin-embedded human stomach using FBXL5 antibody at dilution



of 1:100 (40x lens).

FBXL5 Polyclonal Antibody



Catalog Number: 164566

Immunohistochemistry - FBXL5 Polyclonal Antibody

Immunohistochemistry of paraffin-embedded human colon carcinoma using FBXL5 antibody at dilution of 1:100 (40x lens).