

WNK3 Polyclonal Antibody

Catalog Number: 164560

Product name

WNK3 Polyclonal Antibody

Specificity

Human, Mouse, Rat

Antibody description

Polyclonal antibody to WNK3

Preparation

Antigen: Recombinant protein of rat WNK3

Formulation

PBS with 0.02% sodium azide, 50% glycerol, pH7.3.

Storage

Store at -20°C. Avoid freeze / thaw cycles.

Clonality

Polyclonal

Ig Type

Rabbit IgG

Applications

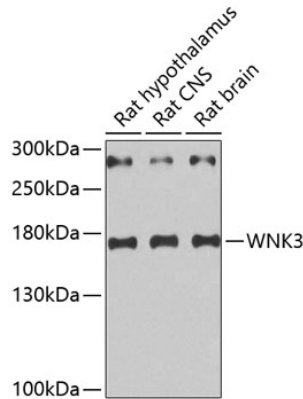
WB, IHC

Dilutions

WB 1:500 - 1:2000

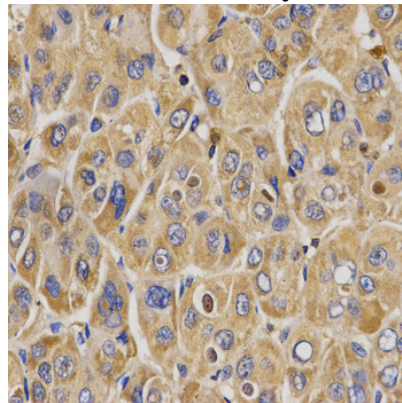
IHC 1:50 - 1:200

Validations



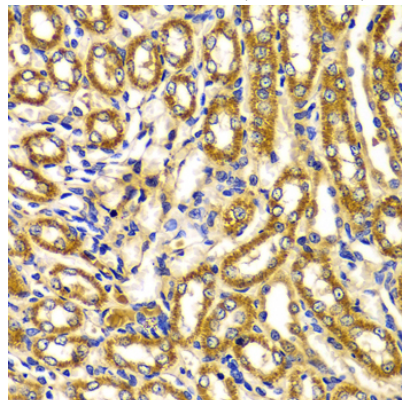
Western blot - WNK3 Polyclonal Antibody

Western blot analysis of extracts of various cell lines, using WNK3 antibody. Secondary antibody: HRP Goat Anti-Rabbit IgG (H+L) at 1:10000 dilution. Lysates/proteins: 25ug per lane. Blocking buffer: 3% nonfat dry milk in TBST.



Immunohistochemistry - WNK3 Polyclonal Antibody

Immunohistochemistry of paraffin-embedded human liver cancer using WNK3 antibody at dilution of 1:200 (40x lens).



WNK3 Polyclonal Antibody



Catalog Number: 164560

Immunohistochemistry - WNK3 Polyclonal Antibody

Immunohistochemistry of paraffin-embedded rat kidney using WNK3 antibody at dilution of 1:100 (40x lens).