

NONO Polyclonal Antibody



Catalog Number: 164464

Product name

NONO Polyclonal Antibody

Specificity

Human, Mouse, Rat

Antibody description

Polyclonal antibody to NONO

Preparation

Antigen: Recombinant fusion protein containing a sequence corresponding to amino acids 1-300 of human NONO (NP_001138881.1).

Formulation

PBS with 0.02% sodium azide, 50% glycerol, pH7.3.

Storage

Store at -20°C. Avoid freeze / thaw cycles.

Clonality

Polyclonal

Ig Type

Rabbit IgG

Applications

WB, IHC, IF

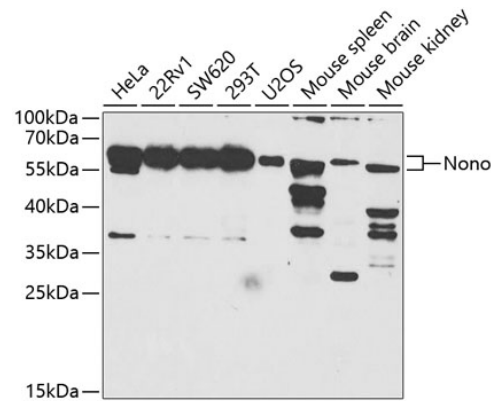
Dilutions

WB 1:500 - 1:2000

IHC 1:50 - 1:200

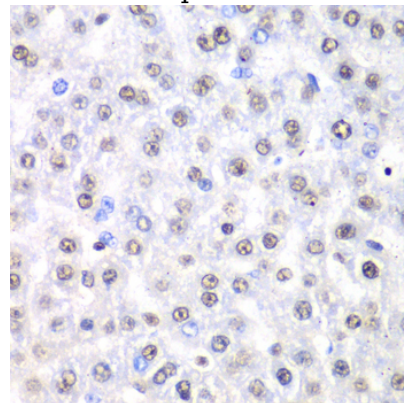
IF 1:50 - 1:200

Validations



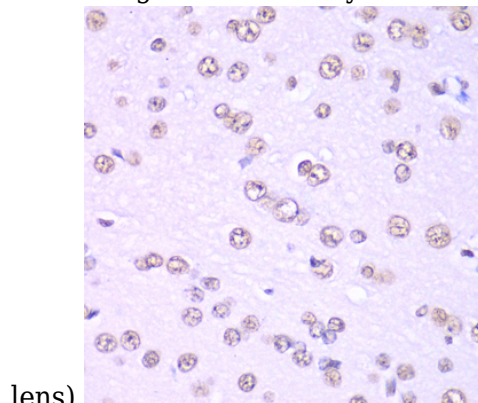
Western blot - NONO Polyclonal Antibody

Western blot analysis of extracts of various cell lines, using Nono antibody at 1:1000 dilution. Secondary antibody: HRP Goat Anti-Rabbit IgG (H+L) at 1:10000 dilution. Lysates/proteins: 25ug per lane. Blocking buffer: 3% nonfat dry milk in TBST. Detection: ECL Basic Kit. Exposure time: 90s.



Immunohistochemistry - NONO Polyclonal Antibody

Immunohistochemistry of paraffin-embedded rat liver using Nono Antibody at dilution of 1:100 (40x



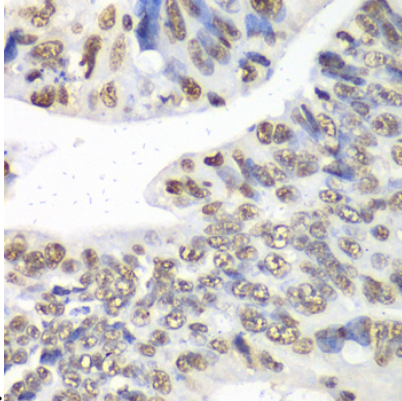
NONO Polyclonal Antibody



Catalog Number: 164464

Immunohistochemistry - NONO Polyclonal Antibody

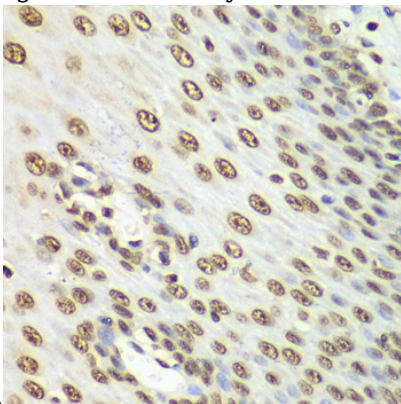
Immunohistochemistry of paraffin-embedded rat brain using Nono Antibody at dilution of 1:100



(40x lens).

Immunohistochemistry - NONO Polyclonal Antibody

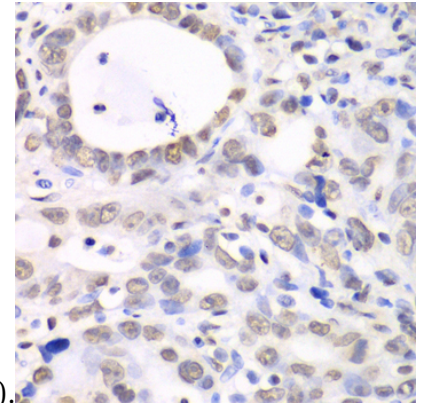
Immunohistochemistry of paraffin-embedded human colon using Nono Antibody at dilution of



1:100 (40x lens).

Immunohistochemistry - NONO Polyclonal Antibody

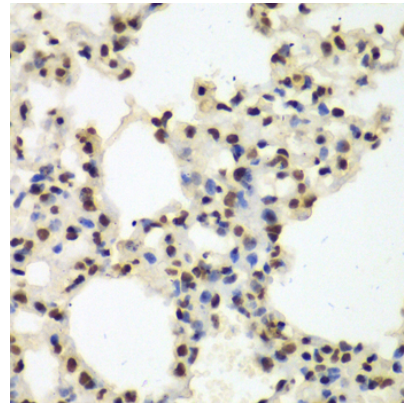
Immunohistochemistry of paraffin-embedded human esophagus using Nono Antibody at dilution



of 1:100 (40x lens).

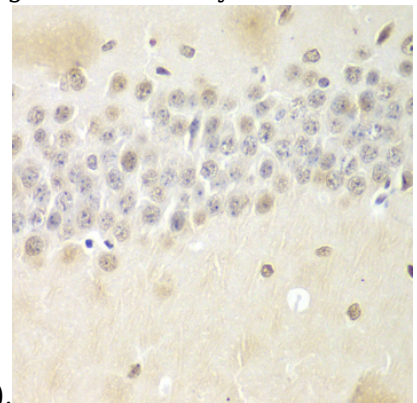
Immunohistochemistry - NONO Polyclonal Antibody

Immunohistochemistry of paraffin-embedded human gastric cancer using Nono Antibody at dilution of 1:100 (40x lens).



Immunohistochemistry - NONO Polyclonal Antibody

Immunohistochemistry of paraffin-embedded mouse lung using Nono Antibody at dilution of



1:100 (40x lens).

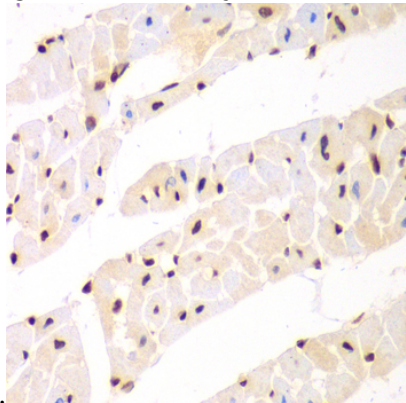
Immunohistochemistry - NONO Polyclonal Antibody

NONO Polyclonal Antibody



Catalog Number: 164464

Immunohistochemistry of paraffin-embedded mouse brain using Nono Antibody at dilution of

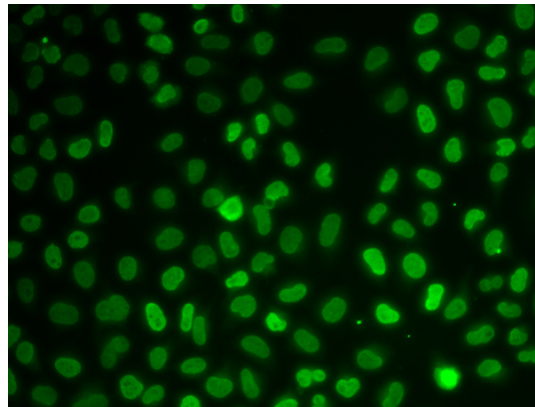


1:100 (40x lens).

Immunohistochemistry - NONO Polyclonal Antibody

Immunohistochemistry of paraffin-embedded

mouse heart using Nono Antibody at dilution of 1:100 (40x lens).



Immunofluorescence - NONO Polyclonal Antibody

Immunofluorescence analysis of U2OS cells using Nono antibody .