

# UQCRC2 Polyclonal Antibody



Catalog Number: 164281

## Product name

UQCRC2 Polyclonal Antibody

## Specificity

Human, Mouse, Rat

## Antibody description

Polyclonal antibody to UQCRC2

## Preparation

Antigen: Recombinant fusion protein containing a sequence corresponding to amino acids 224-453 of human UQCRC2 (NP\_003357.2).

## Formulation

PBS with 0.02% sodium azide, 50% glycerol, pH7.3.

## Storage

Store at -20°C. Avoid freeze / thaw cycles.

## Clonality

Polyclonal

## Ig Type

Rabbit IgG

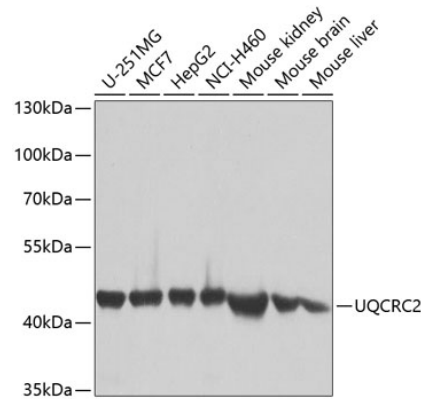
## Applications

WB, IHC, IP

## Dilutions

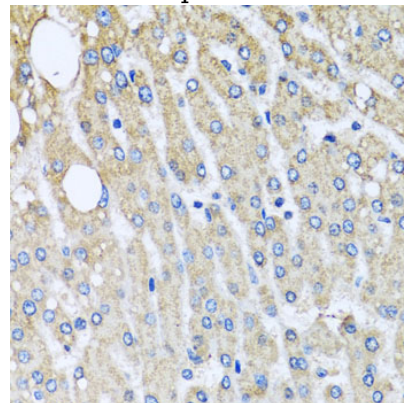
WB 1:500 - 1:2000  
IHC 1:50 - 1:100  
IP 1:50 - 1:200

## Validations



Western blot - UQCRC2 Polyclonal Antibody

Western blot analysis of extracts of various cell lines, using UQCRC2 antibody at 1:1000 dilution. Secondary antibody: HRP Goat Anti-Rabbit IgG (H+L) at 1:10000 dilution. Lysates/proteins: 25ug per lane. Blocking buffer: 3% nonfat dry milk in TBST. Detection: ECL Basic Kit. Exposure time: 1s.



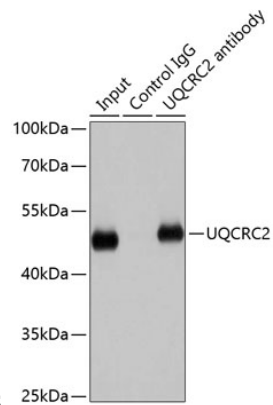
Western blot - UQCRC2 Polyclonal Antibody

Western blot analysis of extracts of various cells, using UQCRC2 antibody at 1:1000 dilution ratio through one-step method. Secondary antibody: HRP Goat Anti-Rabbit IgG (H+L) at 1:4000 dilution. Lysates/proteins: 25ug per lane. Blocking buffer: 3% nonfat dry milk in TBST. Detection: ECL

# UQCRC2 Polyclonal Antibody



Catalog Number: 164281



## Immunohistochemistry - UQCRC2 Polyclonal Antibody

Immunohistochemistry of paraffin-embedded human liver injury using UQCRC2 antibody at dilution of 1:100 (40x lens).

Basic Kit .Exposure time: 5s.