

# ARHGAP5 Polyclonal Antibody



Catalog Number: 164149

## Product name

ARHGAP5 Polyclonal Antibody

## Specificity

Human, Mouse, Rat

## Antibody description

Polyclonal antibody to ARHGAP5

## Preparation

Antigen: Recombinant fusion protein containing a sequence corresponding to amino acids 1292-1501 of human ARHGAP5 (NP\_001164.2).

## Formulation

PBS with 0.02% sodium azide, 50% glycerol, pH7.3.

## Storage

Store at -20°C. Avoid freeze / thaw cycles.

## Clonality

Polyclonal

## Ig Type

Rabbit IgG

## Applications

WB, IHC, IF

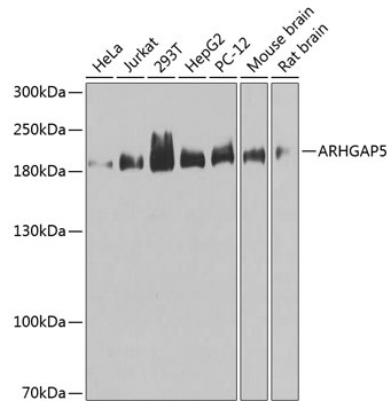
## Dilutions

WB 1:500 - 1:2000

IHC 1:50 - 1:200

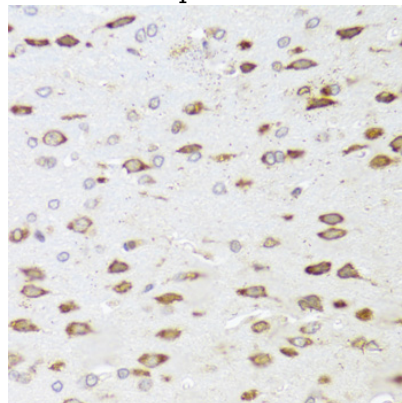
IF 1:50 - 1:200

## Validations



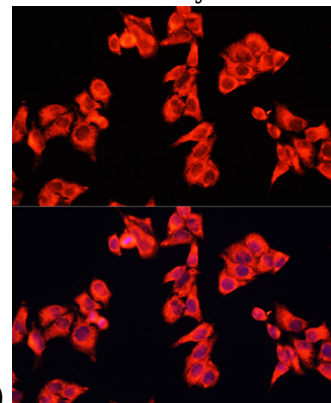
Western blot - ARHGAP5 Polyclonal Antibody

Western blot analysis of extracts of various cell lines, using ARHGAP5 antibody at 1:1000 dilution. Secondary antibody: HRP Goat Anti-Rabbit IgG (H+L) at 1:10000 dilution. Lysates/proteins: 25ug per lane. Blocking buffer: 3% nonfat dry milk in TBST. Detection: ECL Basic Kit. Exposure time: 60s.



Immunohistochemistry - ARHGAP5 Polyclonal Antibody

Immunohistochemistry of paraffin-embedded rat brain using ARHGAP5 antibody at dilution of



1:100 (40x lens).

# ARHGAP5 Polyclonal Antibody



Catalog Number: 164149

---

Immunofluorescence - ARHGAP5 Polyclonal Antibody

Immunofluorescence analysis of HeLa cells using ARHGAP5 antibody at dilution of 1:100. Blue: DAPI for nuclear staining.