

UBC Polyclonal Antibody



Catalog Number: 164064

Product name

UBC Polyclonal Antibody

Specificity

Human, Mouse, Rat

Antibody description

Polyclonal antibody to UBC

Preparation

Antigen: A synthetic peptide corresponding to a sequence within amino acids 1-100 of human UBC (NP_066289.3).

Formulation

PBS with 0.02% sodium azide, 50% glycerol, pH7.3.

Storage

Store at -20°C. Avoid freeze / thaw cycles.

Clonality

Polyclonal

Ig Type

Rabbit IgG

Applications

WB, IHC, IF

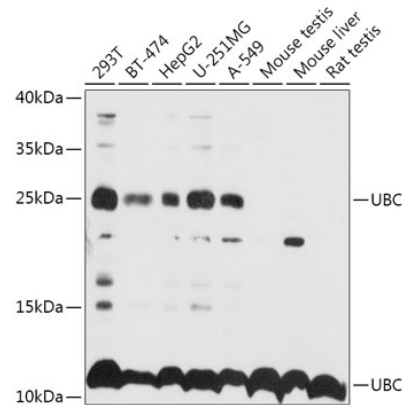
Dilutions

WB 1:1000 - 1:2000

IHC 1:50 - 1:100

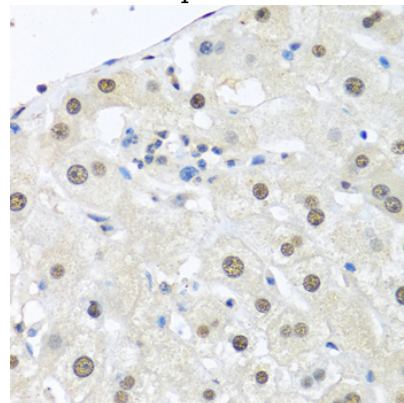
IF 1:50 - 1:100

Validations



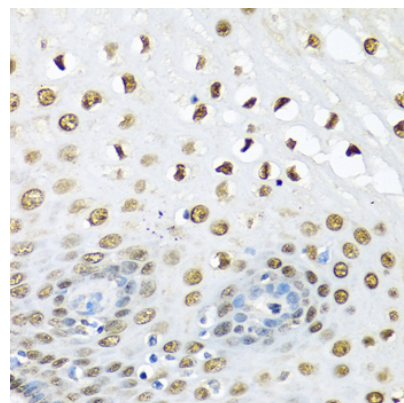
Western blot - UBC Polyclonal Antibody

Western blot analysis of extracts of various cell lines, using UBC antibody at 1:1000 dilution. Secondary antibody: HRP Goat Anti-Rabbit IgG (H+L) at 1:10000 dilution. Lysates/proteins: 25ug per lane. Blocking buffer: 3% nonfat dry milk in TBST. Detection: ECL Basic Kit. Exposure time: 30s.



Immunohistochemistry - UBC Polyclonal Antibody

Immunohistochemistry of paraffin-embedded human breast carcinoma using UBC antibody.



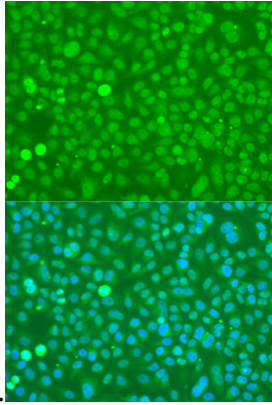
UBC Polyclonal Antibody



Catalog Number: 164064

Immunohistochemistry - UBC Polyclonal Antibody

Immunohistochemistry of paraffin-embedded human liver using UBC antibody at dilution of



1:100 (40x lens).

Immunofluorescence - UBC Polyclonal Antibody

Immunofluorescence analysis of U2OS cells using UBC antibody at dilution of 1:100. Blue: DAPI for nuclear staining.