

APC Polyclonal Antibody



Catalog Number: 163903

Product name

APC Polyclonal Antibody

Specificity

Human, Mouse, Rat

Antibody description

Polyclonal antibody to APC

Preparation

Antigen: Recombinant fusion protein containing a sequence corresponding to amino acids 2544-2843 of human APC (NP_000029.2).

Formulation

PBS with 0.02% sodium azide, 50% glycerol, pH7.3.

Storage

Store at -20°C. Avoid freeze / thaw cycles.

Clonality

Polyclonal

Ig Type

Rabbit IgG

Applications

WB, IHC, IF


Dilutions

WB 1:500 - 1:2000

IHC 1:50 - 1:200

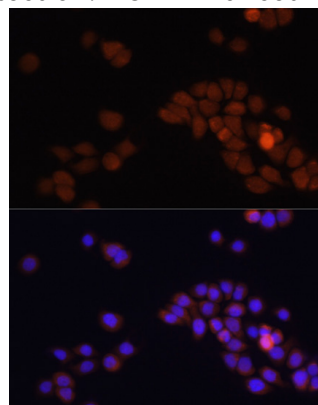
IF 1:50 - 1:200

Validations



Western blot - APC Polyclonal Antibody

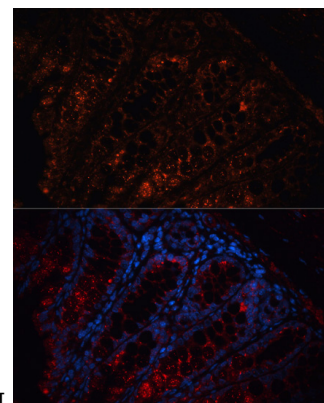
Western blot analysis of extracts of HeLa cells, using APC antibody at 1:3000 dilution. Secondary antibody: HRP Goat Anti-Rabbit IgG (H+L) at 1:10000 dilution. Lysates/proteins: 25ug per lane. Blocking buffer: 3% nonfat dry milk in TBST. Detection: ECL Enhanced Kit. Exposure



time: 90s.

Immunofluorescence - APC Polyclonal Antibody

Immunofluorescence analysis of HT-29 cells using APC antibody at dilution of 1:100. Blue: DAPI for



nuclear staining.

Immunofluorescence - APC Polyclonal Antibody

APC Polyclonal Antibody



Catalog Number: 163903

Immunofluorescence analysis of mouse colon

using APC antibody at dilution of 1:100. Blue:
DAPI for nuclear staining.