

# IRAK2 Polyclonal Antibody



Catalog Number: 163886

## Product name

IRAK2 Polyclonal Antibody

## Specificity

Mouse, Rat

## Antibody description

Polyclonal antibody to IRAK2

## Preparation

Antigen: Recombinant fusion protein containing a sequence corresponding to amino acids 1-270 of human IRAK2 (NP\_001561.3).

## Formulation

PBS with 0.02% sodium azide, 50% glycerol, pH7.3.

## Storage

Store at -20°C. Avoid freeze / thaw cycles.

## Clonality

Polyclonal

## Ig Type

Rabbit IgG

## Applications

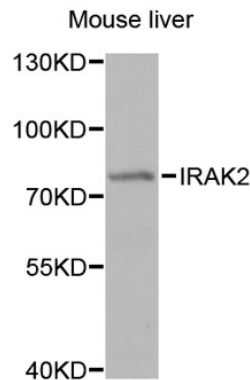
WB, IHC

## Dilutions

WB 1:500 - 1:2000

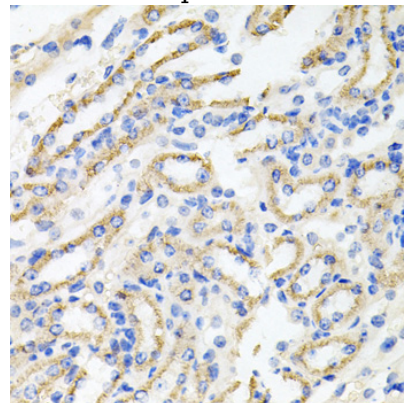
IHC 1:50 - 1:200

## Validations



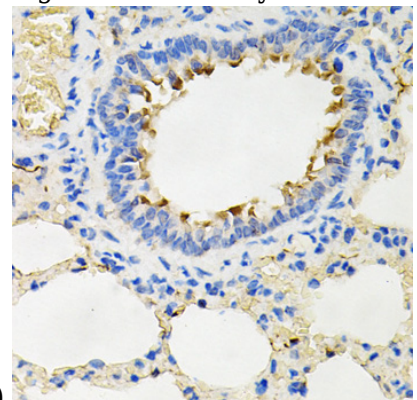
Western blot - IRAK2 Polyclonal Antibody

Western blot analysis of extracts of mouse liver, using IRAK2 antibody at 1:1000 dilution. Secondary antibody: HRP Goat Anti-Rabbit IgG (H+L) at 1:10000 dilution. Lysates/proteins: 25ug per lane. Blocking buffer: 3% nonfat dry milk in TBST. Detection: ECL Basic Kit. Exposure time: 10s.



Immunohistochemistry - IRAK2 Polyclonal Antibody

Immunohistochemistry of paraffin-embedded mouse kidney using IRAK2 antibody at dilution of



1:100 (40x lens).

# IRAK2 Polyclonal Antibody

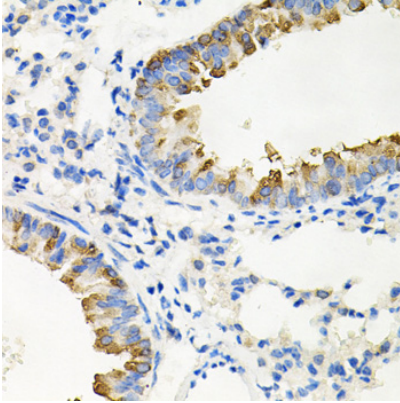


Catalog Number: 163886

---

## Immunohistochemistry - IRAK2 Polyclonal Antibody

Immunohistochemistry of paraffin-embedded rat lung using IRAK2 antibody at dilution of 1:100



(40x lens).

## Immunohistochemistry - IRAK2 Polyclonal Antibody

Immunohistochemistry of paraffin-embedded mouse lung using IRAK2 antibody at dilution of 1:100 (40x lens).