

NCF4 Polyclonal Antibody



Catalog Number: 163688

Product name

NCF4 Polyclonal Antibody

Specificity

Human, Mouse, Rat

Antibody description

Polyclonal antibody to NCF4

Preparation

Antigen: Recombinant fusion protein containing a sequence corresponding to amino acids 1-190 of human NCF4 (NP_038202.2).

Formulation

PBS with 0.02% sodium azide, 50% glycerol, pH7.3.

Storage

Store at -20°C. Avoid freeze / thaw cycles.

Clonality

Polyclonal

Ig Type

Rabbit IgG

Applications

WB, IHC, IF

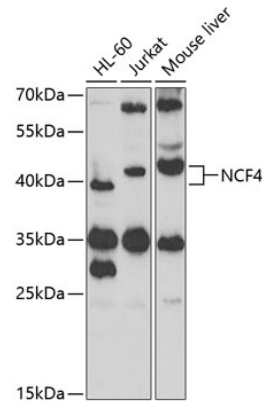
Dilutions

WB 1:500 - 1:2000

IHC 1:50 - 1:200

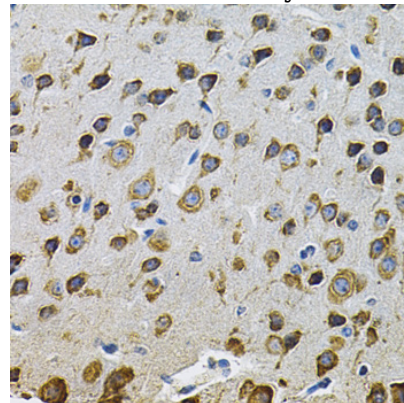
IF 1:50 - 1:200

Validations



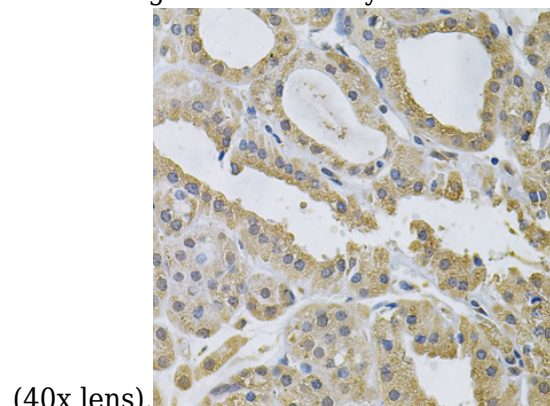
Western blot - NCF4 Polyclonal Antibody

Western blot analysis of extracts of various cell lines, using NCF4 antibody at 1:1000 dilution. Secondary antibody: HRP Goat Anti-Rabbit IgG (H+L) at 1:10000 dilution. Lysates/proteins: 25ug per lane. Blocking buffer: 3% nonfat dry milk in TBST.



Immunohistochemistry - NCF4 Polyclonal Antibody

Immunohistochemistry of paraffin-embedded rat brain using NCF4 Antibody at dilution of 1:100



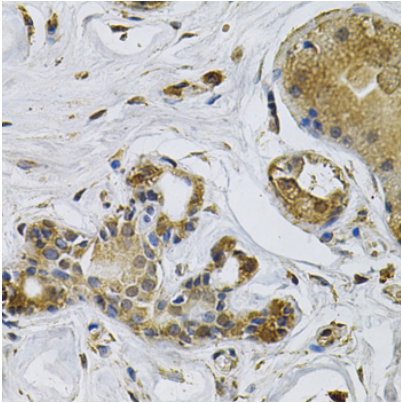
(40x lens).

NCF4 Polyclonal Antibody

Catalog Number: 163688

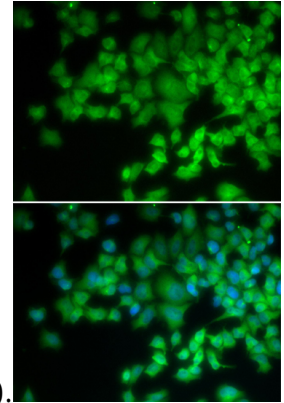
Immunohistochemistry - NCF4 Polyclonal Antibody

Immunohistochemistry of paraffin-embedded human thyroid cancer using NCF4 Antibody at dilution of 1:100 (40x lens).



Immunohistochemistry - NCF4 Polyclonal Antibody

Immunohistochemistry of paraffin-embedded human breast cancer using NCF4 Antibody at



dilution of 1:100 (40x lens).

Immunofluorescence - NCF4 Polyclonal Antibody

Immunofluorescence analysis of U2OS cells using NCF4 antibody . Blue: DAPI for nuclear staining.