

PTGIR Polyclonal Antibody



Catalog Number: 163597

Product name

PTGIR Polyclonal Antibody

Specificity

Human, Mouse, Rat

Antibody description

Polyclonal antibody to PTGIR

Preparation

Antigen: Recombinant fusion protein containing a sequence corresponding to amino acids 207-386 of human PTGIR (NP_000951.1).

Formulation

PBS with 0.02% sodium azide, 50% glycerol, pH7.3.

Storage

Store at -20°C. Avoid freeze / thaw cycles.

Clonality

Polyclonal

Ig Type

Rabbit IgG

Applications

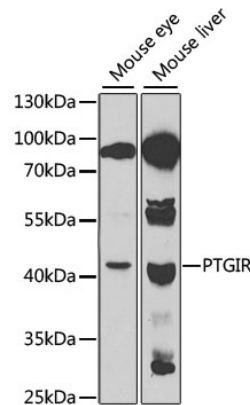
WB, IHC

Dilutions

WB 1:500 - 1:2000

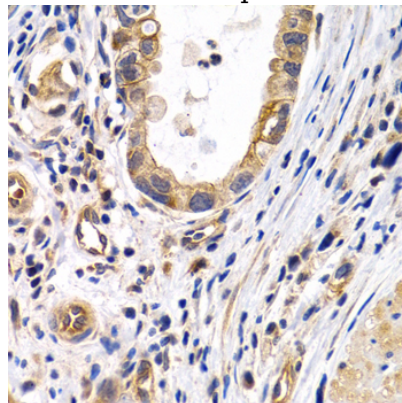
IHC 1:50 - 1:200

Validations



Western blot - PTGIR Polyclonal Antibody

Western blot analysis of extracts of various cell lines, using PTGIR antibody at 1:1000 dilution. Secondary antibody: HRP Goat Anti-Rabbit IgG (H+L) at 1:10000 dilution. Lysates/proteins: 25ug per lane. Blocking buffer: 3% nonfat dry milk in TBST. Detection: ECL Enhanced Kit. Exposure time: 90s.

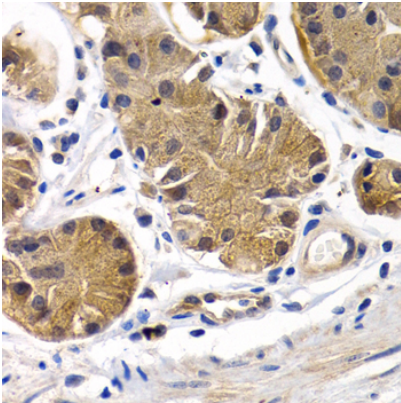


Immunohistochemistry - PTGIR Polyclonal Antibody

Immunohistochemistry of paraffin-embedded human gastric cancer using PTGIR antibody at dilution of 1:200 (40x lens).

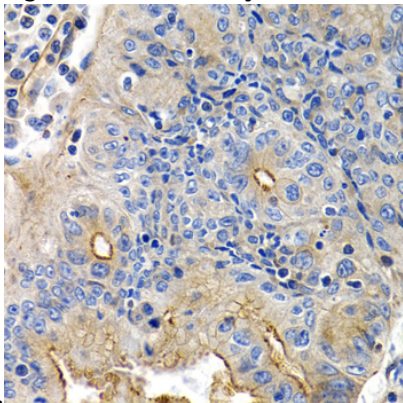
PTGIR Polyclonal Antibody

Catalog Number: 163597



Immunohistochemistry - PTGIR Polyclonal Antibody

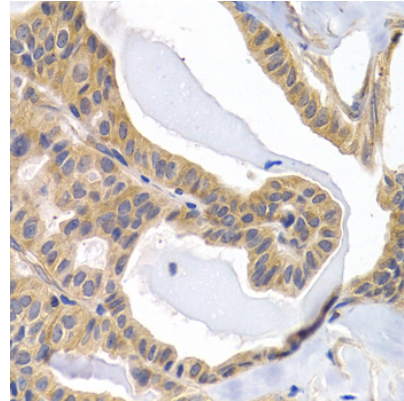
Immunohistochemistry of paraffin-embedded human stomach using PTGIR antibody at dilution



of 1:200 (40x lens).

Immunohistochemistry - PTGIR Polyclonal Antibody

Immunohistochemistry of paraffin-embedded human colon carcinoma using PTGIR antibody at dilution of 1:200 (40x lens).



Immunohistochemistry - PTGIR Polyclonal Antibody

Immunohistochemistry of paraffin-embedded human thyroid cancer using PTGIR antibody at dilution of 1:200 (40x lens).