

DCTN1 Polyclonal Antibody



Catalog Number: 163541

Product name

DCTN1 Polyclonal Antibody

Specificity

Human, Mouse, Rat

Antibody description

Polyclonal antibody to DCTN1

Preparation

Antigen: Recombinant fusion protein containing a sequence corresponding to amino acids 945-1139 of human DCTN1 (NP_001128513.1).

Formulation

PBS with 0.02% sodium azide, 50% glycerol, pH7.3.

Storage

Store at -20°C. Avoid freeze / thaw cycles.

Clonality

Polyclonal

Ig Type

Rabbit IgG

Applications

WB, IF, IP

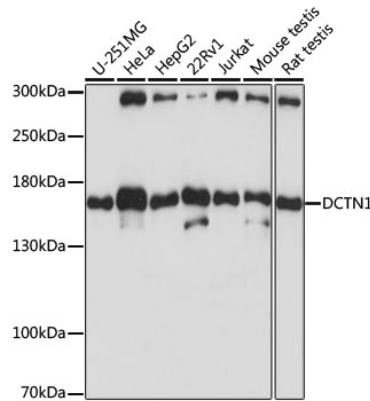
Dilutions

WB 1:500 - 1:2000

IF 1:20 - 1:100

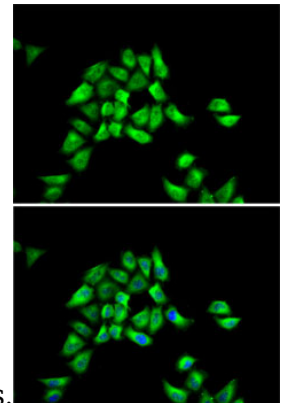
IP 1:50 - 1:100

Validations



Western blot - DCTN1 Polyclonal Antibody

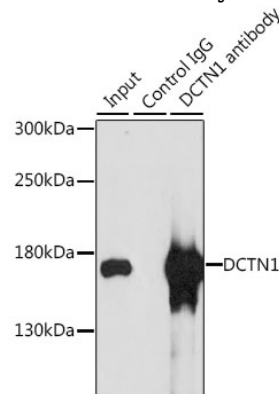
Western blot analysis of extracts of various cell lines, using DCTN1 antibody at 1:1000 dilution. Secondary antibody: HRP Goat Anti-Rabbit IgG (H+L) at 1:10000 dilution. Lysates/proteins: 25ug per lane. Blocking buffer: 3% nonfat dry milk in TBST. Detection: ECL



Basic Kit .Exposure time: 10s.

Immunofluorescence - DCTN1 Polyclonal Antibody

Immunofluorescence analysis of HeLa cells using DCTN1 antibody . Blue: DAPI for nuclear staining.



Immunoprecipitation - DCTN1 Polyclonal Antibody

DCTN1 Polyclonal Antibody



Catalog Number: 163541

Immunoprecipitation analysis of 200ug extracts of MCF-7 cells, using 3 ug DCTN1 antibody .
Western blot was performed from the

immunoprecipitate using DCTN1 antibody at a dilution of 1:1000.