

ARL4A Polyclonal Antibody



Catalog Number: 163409

Product name

ARL4A Polyclonal Antibody

Specificity

Human, Mouse, Rat

Antibody description

Polyclonal antibody to ARL4A

Preparation

Antigen: Recombinant fusion protein containing a sequence corresponding to amino acids 121-200 of human ARL4A (NP_001032241.1).

Formulation

PBS with 0.02% sodium azide, 50% glycerol, pH7.3.

Storage

Store at -20°C. Avoid freeze / thaw cycles.

Clonality

Polyclonal

Ig Type

Rabbit IgG

Applications

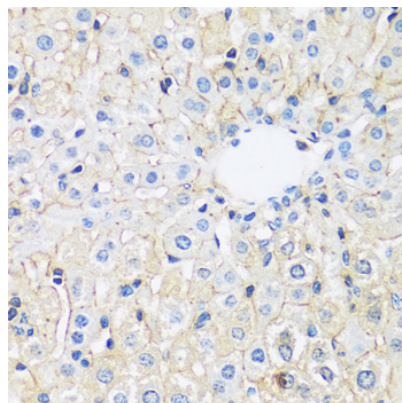
IHC, IF

Dilutions

IHC 1:50 - 1:200

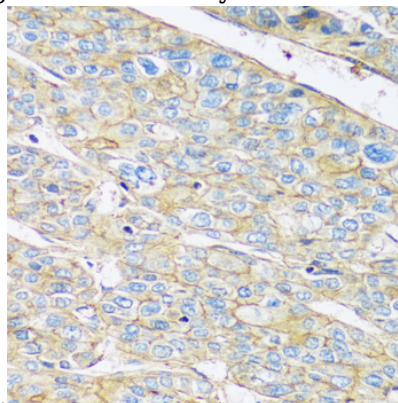
IF 1:50 - 1:200

Validations



Immunohistochemistry - ARL4A Polyclonal Antibody

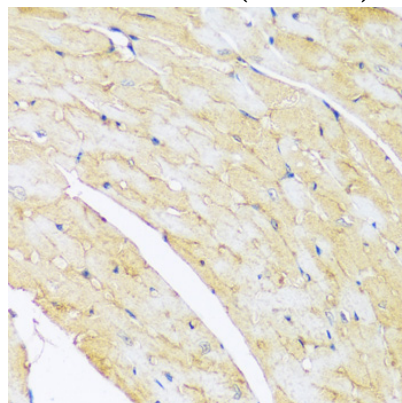
Immunohistochemistry of paraffin-embedded rat liver using ARL4A antibody at dilution of 1:100



(40x lens).

Immunohistochemistry - ARL4A Polyclonal Antibody

Immunohistochemistry of paraffin-embedded human liver cancer using ARL4A antibody at dilution of 1:100 (40x lens).

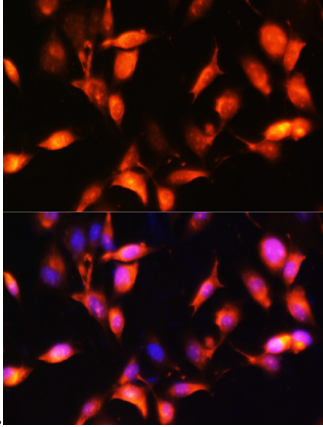


Immunohistochemistry - ARL4A Polyclonal Antibody

ARL4A Polyclonal Antibody

Catalog Number: 163409

Immunohistochemistry of paraffin-embedded mouse heart using ARL4A antibody at dilution of

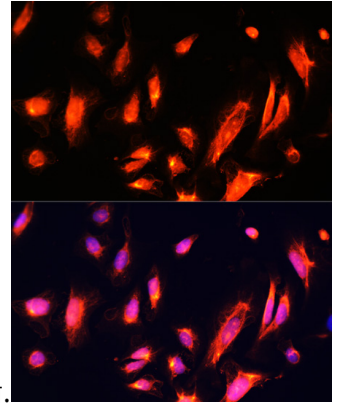


1:100 (40x lens).

Immunofluorescence - ARL4A Polyclonal Antibody

Immunofluorescence analysis of NIH-3T3 cells

using ARL4A antibody at dilution of 1:100. Blue:



DAPI for nuclear staining.

Immunofluorescence - ARL4A Polyclonal Antibody

Immunofluorescence analysis of U-2 OS cells using ARL4A antibody at dilution of 1:100. Blue: DAPI for nuclear staining.