

Catalog Number: 163345

## Product name

ARSB Polyclonal Antibody

## Specificity

Human, Mouse

## Antibody description

Polyclonal antibody to ARSB

## Preparation

Antigen: Recombinant fusion protein containing a sequence corresponding to amino acids 404-533 of human ARSB (NP\_000037.2).

## Formulation

PBS with 0.02% sodium azide, 50% glycerol, pH7.3.

## Storage

Store at -20°C. Avoid freeze / thaw cycles.

## Clonality

Polyclonal

## Ig Type

Rabbit IgG

## Applications

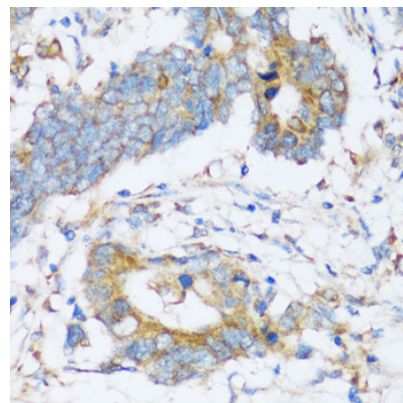
IHC, IF

## Dilutions

IHC 1:50 - 1:200

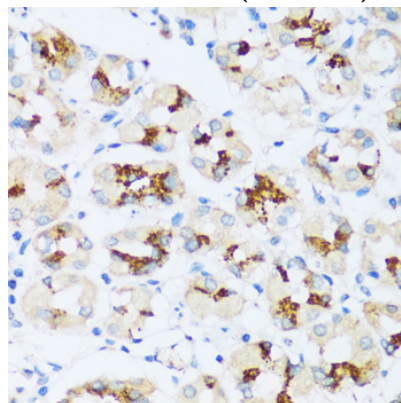
IF 1:50 - 1:200

## Validations



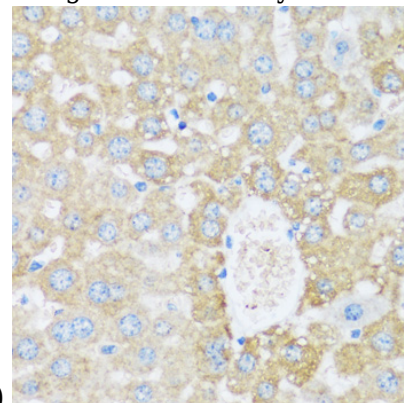
Immunohistochemistry - ARSB Polyclonal Antibody

Immunohistochemistry of paraffin-embedded human colon carcinoma using ARSB antibody at dilution of 1:100 (40x lens).



Immunohistochemistry - ARSB Polyclonal Antibody

Immunohistochemistry of paraffin-embedded human stomach using ARSB antibody at dilution of



1:100 (40x lens).

Immunohistochemistry - ARSB Polyclonal Antibody

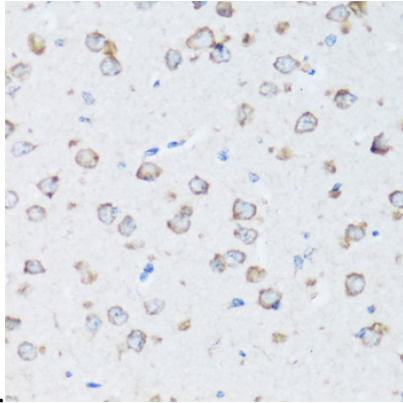
# ARSB Polyclonal Antibody



Catalog Number: 163345

---

Immunohistochemistry of paraffin-embedded mouse liver using ARSB antibody at dilution of



1:100 (40x lens).

Immunohistochemistry - ARSB Polyclonal Antibody

Immunohistochemistry of paraffin-embedded mouse brain using ARSB antibody at dilution of 1:100 (40x lens).