

UGT1A9 Polyclonal Antibody

Catalog Number: 163283

Product name

UGT1A9 Polyclonal Antibody

Specificity

Human, Mouse, Rat

Antibody description

Polyclonal antibody to UGT1A9

Preparation

Antigen: Recombinant fusion protein containing a sequence corresponding to amino acids 26-250 of human UGT1A9 (NP_066307.1).

Formulation

PBS with 0.02% sodium azide, 50% glycerol, pH7.3.

Storage

Store at -20°C. Avoid freeze / thaw cycles.

Clonality

Polyclonal

Ig Type

Rabbit IgG

Applications

WB, IHC, IF

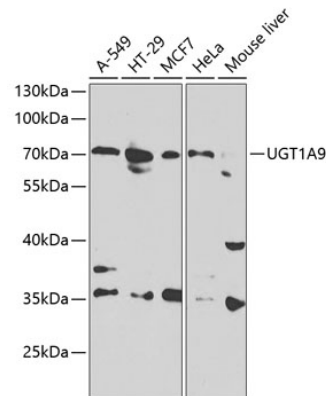
Dilutions

WB 1:500 - 1:2000

IHC 1:50 - 1:200

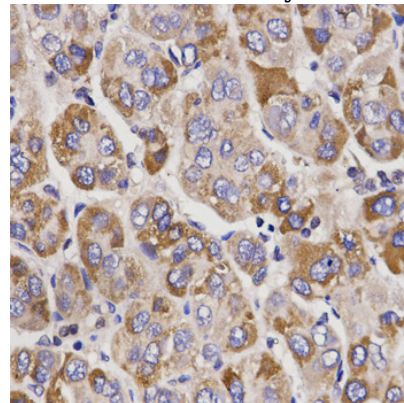
IF 1:50 - 1:200

Validations



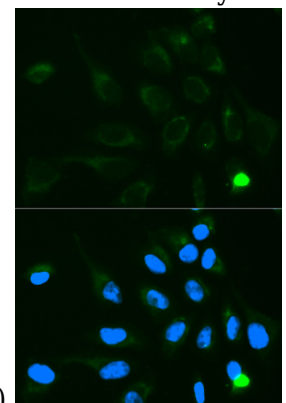
Western blot - UGT1A9 Polyclonal Antibody

Western blot analysis of extracts of various cell lines, using UGT1A9 antibody at 1:1000 dilution. Secondary antibody: HRP Goat Anti-Rabbit IgG (H+L) at 1:10000 dilution. Lysates/proteins: 25ug per lane. Blocking buffer: 3% nonfat dry milk in TBST.



Immunohistochemistry - UGT1A9 Polyclonal Antibody

Immunohistochemistry of paraffin-embedded human liver cancer using UGT1A9 antibody at



dilution of 1:200 (40x lens).

UGT1A9 Polyclonal Antibody



Catalog Number: 163283

Immunofluorescence - UGT1A9 Polyclonal Antibody

Immunofluorescence analysis of MCF-7 cells using UGT1A9 antibody . Blue: DAPI for nuclear staining.