

DRD3 Polyclonal Antibody



Catalog Number: 162710

Product name

DRD3 Polyclonal Antibody

Specificity

Human, Mouse, Rat

Antibody description

Polyclonal antibody to DRD3

Preparation

Antigen: Recombinant fusion protein containing a sequence corresponding to amino acids 213-329 of human DRD3 (NP_000787.2).

Formulation

PBS with 0.02% sodium azide, 50% glycerol, pH7.3.

Storage

Store at -20°C. Avoid freeze / thaw cycles.

Clonality

Polyclonal

Ig Type

Rabbit IgG

Applications

WB, IHC, IF

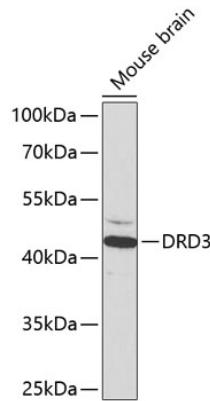
Dilutions

WB 1:500 - 1:2000

IHC 1:50 - 1:200

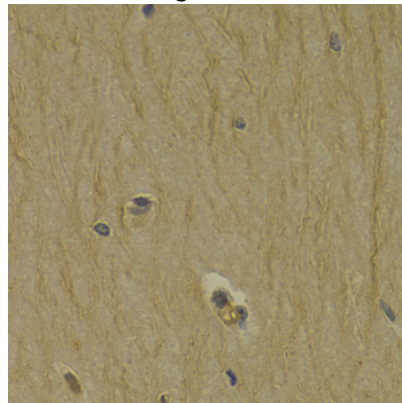
IF 1:50 - 1:200

Validations



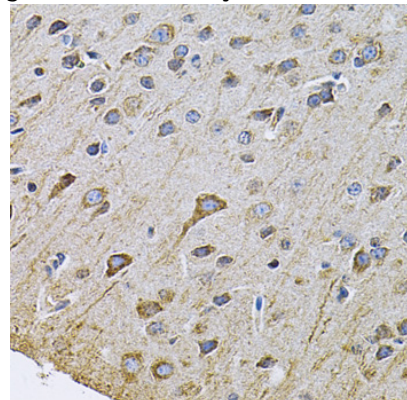
Western blot - DRD3 Polyclonal Antibody

Western blot analysis of extracts of mouse brain, using DRD3 antibody at 1:1000 dilution. Secondary antibody: HRP Goat Anti-Rabbit IgG (H+L) at 1:10000 dilution. Lysates/proteins: 25ug per lane. Blocking buffer: 3% nonfat dry milk in TBST.



Immunohistochemistry - DRD3 Polyclonal Antibody

Immunohistochemistry of paraffin-embedded rat brain using DRD3 Antibody at dilution of 1:200



(40x lens).

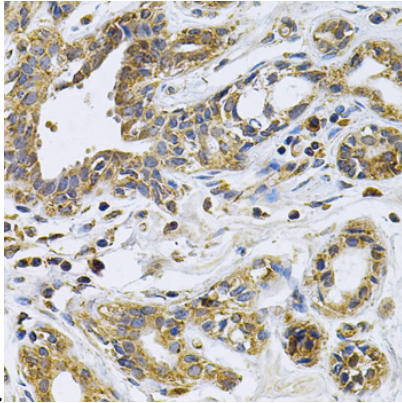
Immunohistochemistry - DRD3 Polyclonal

DRD3 Polyclonal Antibody

Catalog Number: 162710

Antibody

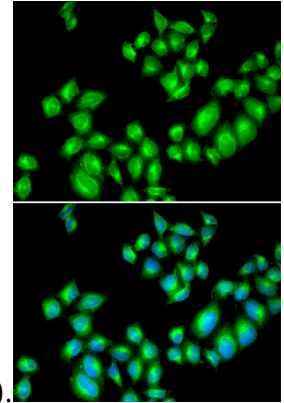
Immunohistochemistry of paraffin-embedded rat brain using DRD3 Antibody at dilution of 1:100



(40x lens).

Immunohistochemistry - DRD3 Polyclonal Antibody

Immunohistochemistry of paraffin-embedded human breast cancer using DRD3 Antibody at



dilution of 1:100 (40x lens).

Immunofluorescence - DRD3 Polyclonal Antibody

Immunofluorescence analysis of U2OS cells using DRD3 antibody . Blue: DAPI for nuclear staining.