

ZNF574 Polyclonal Antibody



Catalog Number: 162343

Product name

ZNF574 Polyclonal Antibody

Specificity

Human, Mouse, Rat

Antibody description

Polyclonal antibody to ZNF574

Preparation

Antigen: Recombinant fusion protein containing a sequence corresponding to amino acids 170-310 of human ZNF574 (NP_073589.4).

Formulation

PBS with 0.02% sodium azide, 50% glycerol, pH7.3.

Storage

Store at -20°C. Avoid freeze / thaw cycles.

Clonality

Polyclonal

Ig Type

Rabbit IgG

Applications

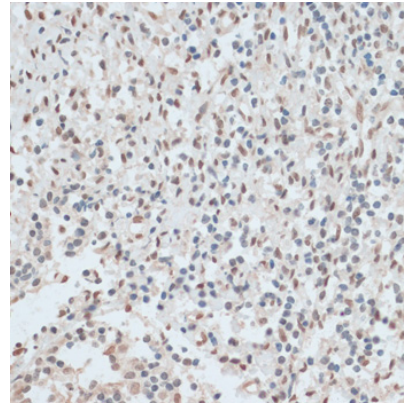
IHC, IF

Dilutions

IHC 1:50 - 1:200

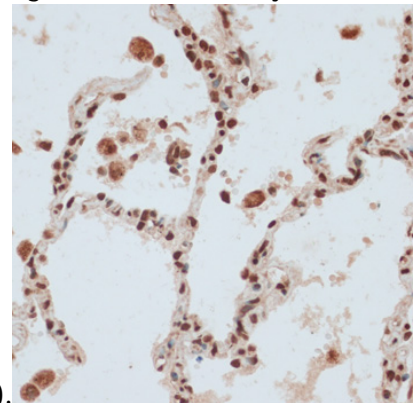
IF 1:50 - 1:200

Validations



Immunohistochemistry - ZNF574 Polyclonal Antibody

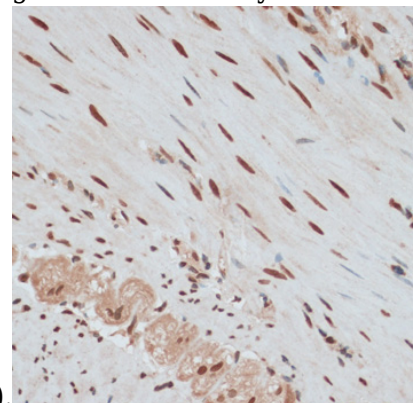
Immunohistochemistry of paraffin-embedded human tonsil using ZNF574 antibody at dilution of



1:100 (40x lens).

Immunohistochemistry - ZNF574 Polyclonal Antibody

Immunohistochemistry of paraffin-embedded human lung using ZNF574 antibody at dilution of



1:100 (40x lens).

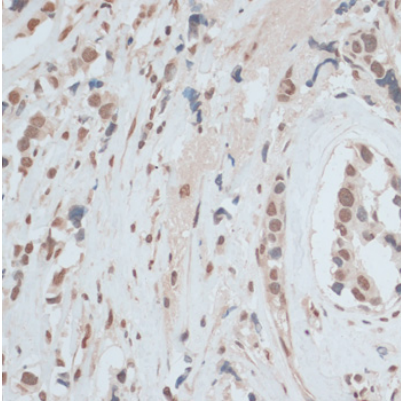
Immunohistochemistry - ZNF574 Polyclonal Antibody

ZNF574 Polyclonal Antibody



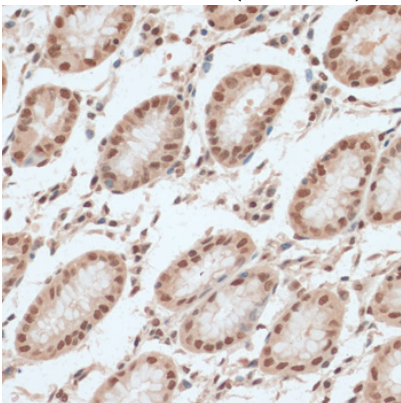
Catalog Number: 162343

Immunohistochemistry of paraffin-embedded human smooth muscle using ZNF574 antibody at dilution of 1:100 (40x lens).



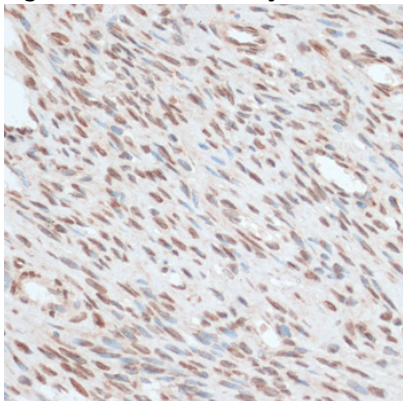
Immunohistochemistry - ZNF574 Polyclonal Antibody

Immunohistochemistry of paraffin-embedded human breast cancer using ZNF574 antibody at dilution of 1:100 (40x lens).



Immunohistochemistry - ZNF574 Polyclonal Antibody

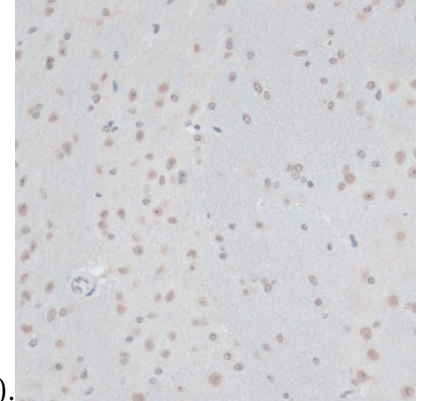
Immunohistochemistry of paraffin-embedded human stomach using ZNF574 antibody at dilution



of 1:100 (40x lens).

Immunohistochemistry - ZNF574 Polyclonal Antibody

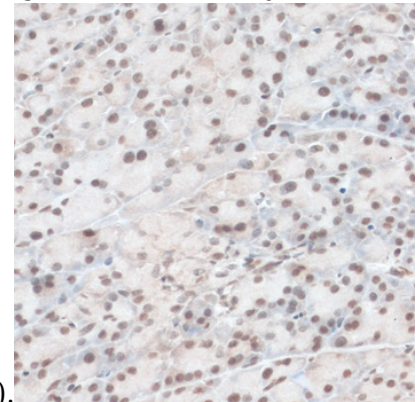
Immunohistochemistry of paraffin-embedded human uterus using ZNF574 antibody at dilution



of 1:100 (40x lens).

Immunohistochemistry - ZNF574 Polyclonal Antibody

Immunohistochemistry of paraffin-embedded mouse brain using ZNF574 antibody at dilution of



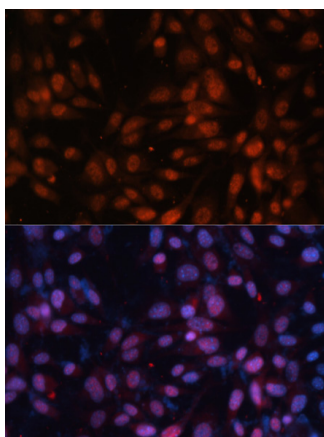
1:100 (40x lens).

Immunohistochemistry - ZNF574 Polyclonal Antibody

Immunohistochemistry of paraffin-embedded mouse pancreas using ZNF574 antibody at dilution of 1:100 (40x lens).

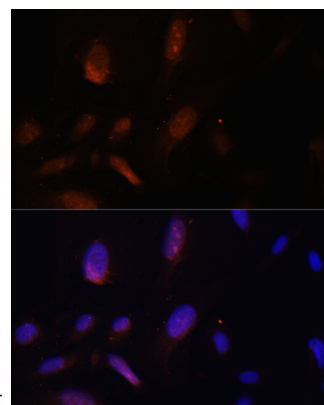
ZNF574 Polyclonal Antibody

Catalog Number: 162343



Immunofluorescence - ZNF574 Polyclonal Antibody

Immunofluorescence analysis of NIH-3T3 cells using ZNF574 antibody at dilution of 1:100. Blue:



DAPI for nuclear staining.

Immunofluorescence - ZNF574 Polyclonal Antibody

Immunofluorescence analysis of U-2 OS cells using ZNF574 antibody at dilution of 1:100. Blue: DAPI for nuclear staining.