

ZNF177 Polyclonal Antibody



Catalog Number: 162264

Product name

ZNF177 Polyclonal Antibody

Specificity

Human, Mouse, Rat

Antibody description

Polyclonal antibody to ZNF177

Preparation

Antigen: Recombinant fusion protein containing a sequence corresponding to amino acids 50-110 of human ZNF177 (NP_003442.2).

Formulation

PBS with 0.02% sodium azide, 50% glycerol, pH7.3.

Storage

Store at -20°C. Avoid freeze / thaw cycles.

Clonality

Polyclonal

Ig Type

Rabbit IgG

Applications

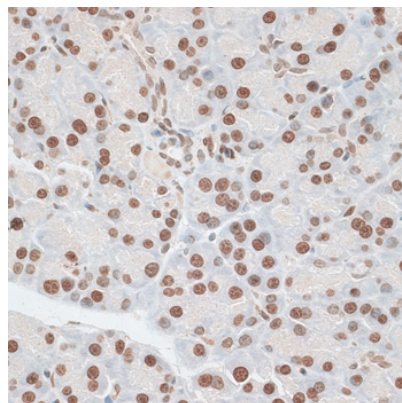
IHC, IF

Dilutions

IHC 1:50 - 1:200

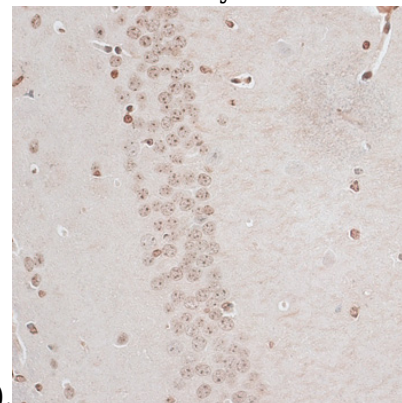
IF 1:50 - 1:200

Validations



Immunohistochemistry - ZNF177 Polyclonal Antibody

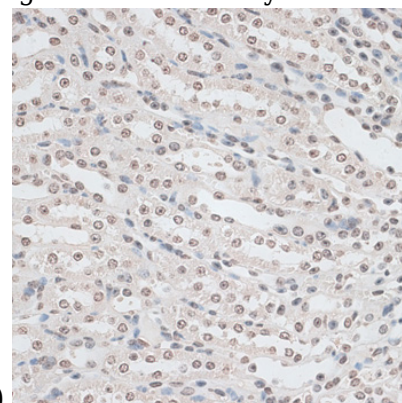
Immunohistochemistry of paraffin-embedded rat pancreas using ZNF177 antibody at dilution of



1:100 (40x lens).

Immunohistochemistry - ZNF177 Polyclonal Antibody

Immunohistochemistry of paraffin-embedded mouse brain using ZNF177 antibody at dilution of



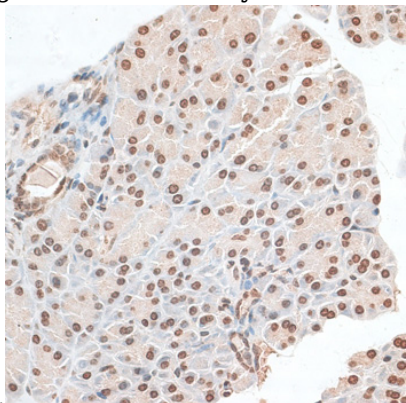
1:100 (40x lens).

Immunohistochemistry - ZNF177 Polyclonal Antibody

ZNF177 Polyclonal Antibody

Catalog Number: 162264

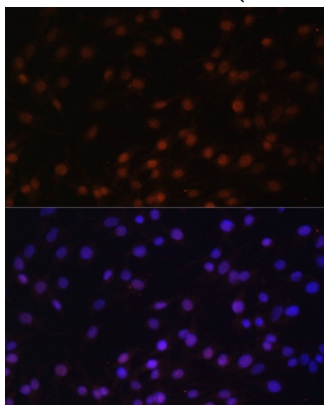
Immunohistochemistry of paraffin-embedded mouse kidney using ZNF177 antibody at dilution



of 1:100 (40x lens).

Immunohistochemistry - ZNF177 Polyclonal Antibody

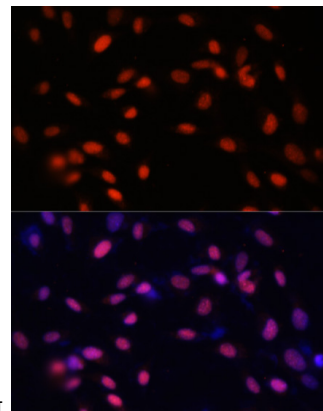
Immunohistochemistry of paraffin-embedded mouse pancreas using ZNF177 antibody at dilution of 1:100 (40x lens).



Immunofluorescence - ZNF177 Polyclonal Antibody

Immunofluorescence analysis of C6 cells using

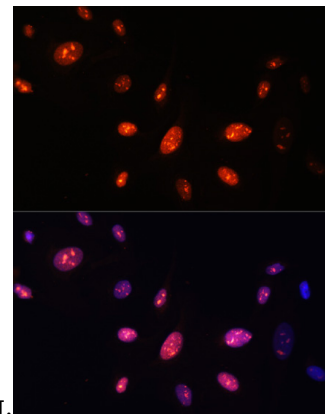
ZNF177 antibody at dilution of 1:100. Blue: DAPI



for nuclear staining.

Immunofluorescence - ZNF177 Polyclonal Antibody

Immunofluorescence analysis of NIH-3T3 cells using ZNF177 antibody at dilution of 1:100. Blue:



DAPI for nuclear staining.

Immunofluorescence - ZNF177 Polyclonal Antibody

Immunofluorescence analysis of U-2 OS cells using ZNF177 antibody at dilution of 1:100. Blue: DAPI for nuclear staining.