

JAG2 Polyclonal Antibody



Catalog Number: 161991

Product name

JAG2 Polyclonal Antibody

Specificity

Human, Mouse, Rat

Antibody description

Polyclonal antibody to JAG2

Preparation

Antigen: Recombinant fusion protein containing a sequence corresponding to amino acids 24-200 of human JAG2 (NP_002217.3).

Formulation

PBS with 0.02% sodium azide, 50% glycerol, pH7.3.

Storage

Store at -20°C. Avoid freeze / thaw cycles.

Clonality

Polyclonal

Ig Type

Rabbit IgG

Applications

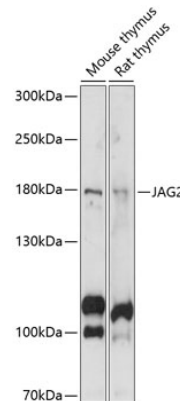
WB, IF

Dilutions

WB 1:500 - 1:2000

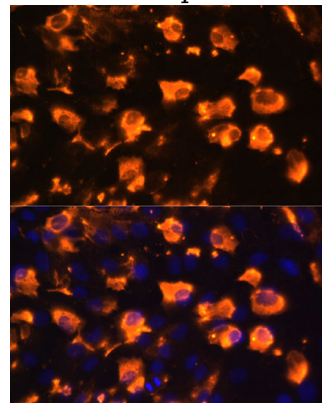
IF 1:50 - 1:200

Validations



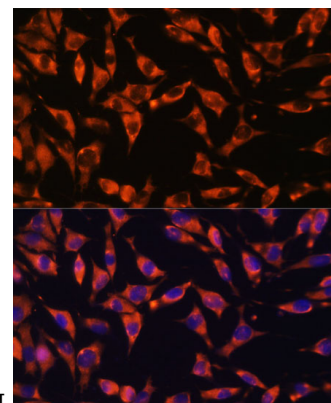
Western blot - JAG2 Polyclonal Antibody

Western blot analysis of extracts of various cell lines, using JAG2 antibody at 1:1000 dilution. Secondary antibody: HRP Goat Anti-Rabbit IgG (H+L) at 1:10000 dilution. Lysates/proteins: 25ug per lane. Blocking buffer: 3% nonfat dry milk in TBST. Detection: ECL Basic Kit. Exposure time: 90s.



Immunofluorescence - JAG2 Polyclonal Antibody

Immunofluorescence analysis of C6 cells using JAG2 antibody at dilution of 1:100. Blue: DAPI for



nuclear staining.

JAG2 Polyclonal Antibody



Catalog Number: 161991

Immunofluorescence - JAG2 Polyclonal Antibody
Immunofluorescence analysis of L929 cells using

JAG2 antibody at dilution of 1:100. Blue: DAPI for nuclear staining.