

HUS1 Polyclonal Antibody



Catalog Number: 161858

Product name

HUS1 Polyclonal Antibody

Specificity

Human, Mouse, Rat

Antibody description

Polyclonal antibody to HUS1

Preparation

Antigen: Recombinant fusion protein containing a sequence corresponding to amino acids 1-280 of human HUS1 (NP_004498.1).

Formulation

PBS with 0.02% sodium azide, 50% glycerol, pH7.3.

Storage

Store at -20°C. Avoid freeze / thaw cycles.

Clonality

Polyclonal

Ig Type

Rabbit IgG

Applications

WB, IHC, IF

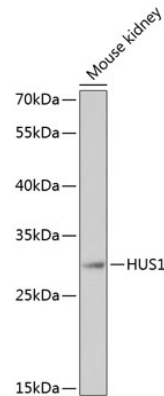
Dilutions

WB 1:500 - 1:2000

IHC 1:50 - 1:100

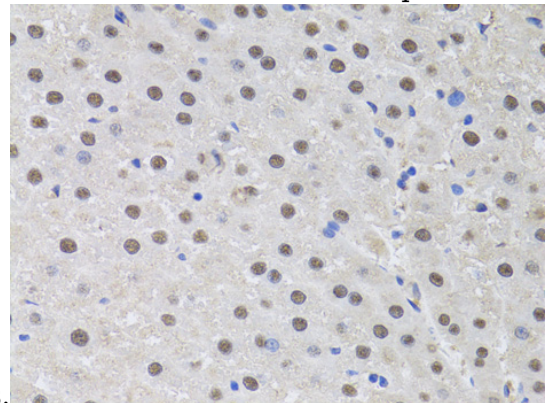
IF 1:50 - 1:100

Validations



Western blot - HUS1 Polyclonal Antibody

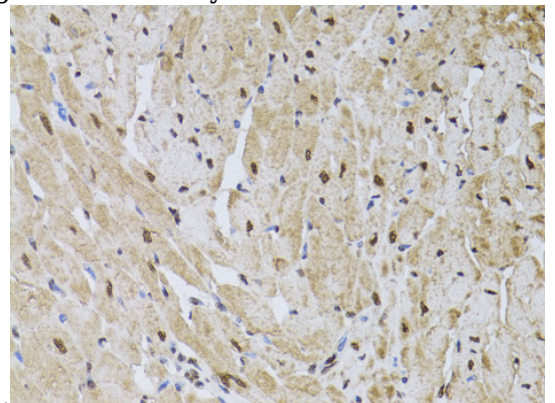
Western blot analysis of extracts of mouse kidney, using HUS1 antibody at 1:1000 dilution. Secondary antibody: HRP Goat Anti-Rabbit IgG (H+L) at 1:10000 dilution. Lysates/proteins: 25ug per lane. Blocking buffer: 3% nonfat dry milk in TBST. Detection: ECL Basic Kit. Exposure time:



180s.

Immunohistochemistry - HUS1 Polyclonal Antibody

Immunohistochemistry of paraffin-embedded rat liver using HUS1 antibody at dilution of 1:100



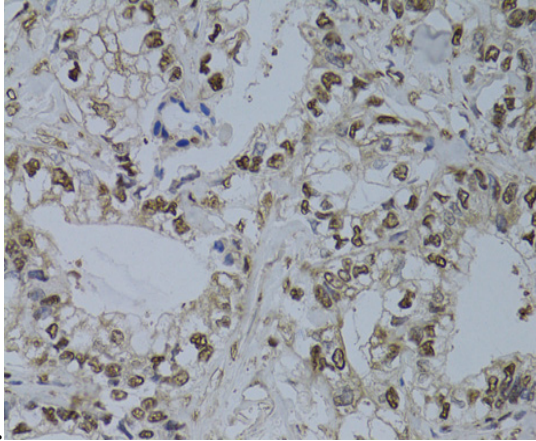
(40x lens).

HUS1 Polyclonal Antibody

Catalog Number: 161858

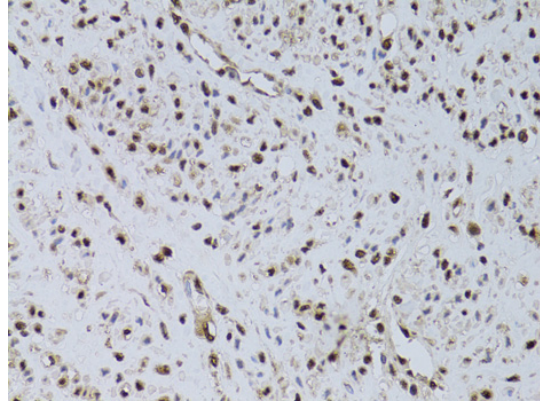
Immunohistochemistry - HUS1 Polyclonal Antibody

Immunohistochemistry of paraffin-embedded rat heart using HUS1 antibody at dilution of 1:100



Immunohistochemistry - HUS1 Polyclonal Antibody

Immunohistochemistry of paraffin-embedded human gastric cancer using HUS1 antibody at dilution of 1:100 (40x lens).



Immunohistochemistry - HUS1 Polyclonal Antibody

Immunohistochemistry of paraffin-embedded human uterine cancer using HUS1 antibody at dilution of 1:100 (40x lens).