

ACSS2 Polyclonal Antibody



Catalog Number: 161709

Product name

ACSS2 Polyclonal Antibody

Specificity

Human, Mouse, Rat

Antibody description

Polyclonal antibody to ACSS2

Preparation

Antigen: Recombinant fusion protein containing a sequence corresponding to amino acids 367-606 of human ACSS2 (NP_001229322.1).

Formulation

PBS with 0.02% sodium azide, 50% glycerol, pH7.3.

Storage

Store at -20°C. Avoid freeze / thaw cycles.

Clonality

Polyclonal

Ig Type

Rabbit IgG

Applications

WB, IHC, IF

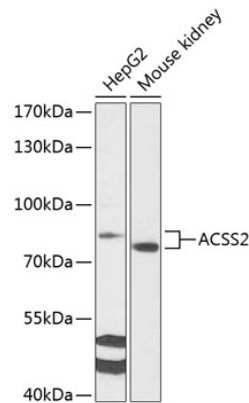
Dilutions

WB 1:500 - 1:2000

IHC 1:50 - 1:200

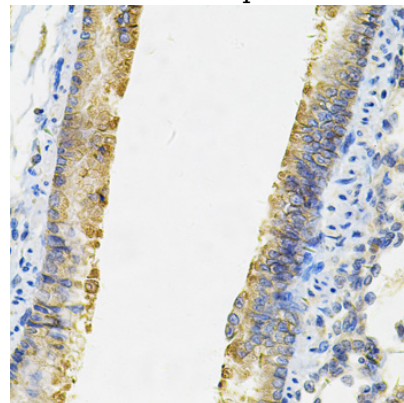
IF 1:50 - 1:200

Validations



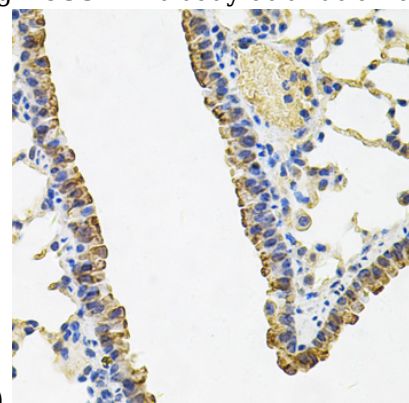
Western blot - ACSS2 Polyclonal Antibody

Western blot analysis of extracts of various cell lines, using ACSS2 antibody at 1:1000 dilution. Secondary antibody: HRP Goat Anti-Rabbit IgG (H+L) at 1:10000 dilution. Lysates/proteins: 25ug per lane. Blocking buffer: 3% nonfat dry milk in TBST. Detection: ECL Enhanced Kit. Exposure time: 90s.



Immunohistochemistry - ACSS2 Polyclonal Antibody

Immunohistochemistry of paraffin-embedded rat lung using ACSS2 Antibody at dilution of 1:100



(40x lens).

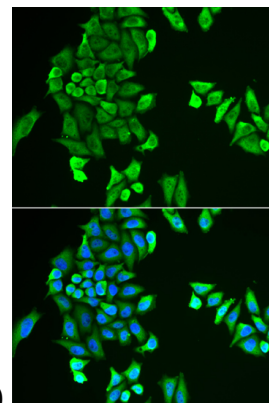
ACSS2 Polyclonal Antibody



Catalog Number: 161709

Immunohistochemistry - ACSS2 Polyclonal Antibody

Immunohistochemistry of paraffin-embedded mouse lung using ACSS2 Antibody at dilution of



1:100 (40x lens).

Immunofluorescence - ACSS2 Polyclonal Antibody

Immunofluorescence analysis of HeLa cells using ACSS2 antibody . Blue: DAPI for nuclear staining.