

# RAD18 Polyclonal Antibody



Catalog Number: 161630

## Product name

RAD18 Polyclonal Antibody

## Specificity

Human, Mouse, Rat

## Antibody description

Polyclonal antibody to RAD18

## Preparation

Antigen: Recombinant fusion protein containing a sequence corresponding to amino acids 216-495 of human RAD18 (NP\_064550.3).

## Formulation

PBS with 0.02% sodium azide, 50% glycerol, pH7.3.

## Storage

Store at -20°C. Avoid freeze / thaw cycles.

## Clonality

Polyclonal

## Ig Type

Rabbit IgG

## Applications

WB, IHC, IF

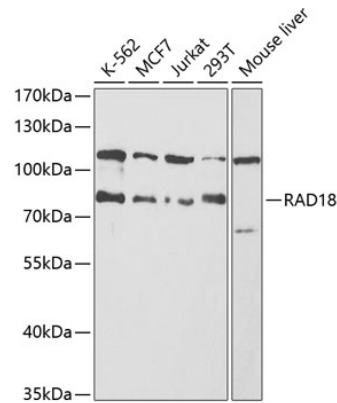
## Dilutions

WB 1:500 - 1:2000

IHC 1:50 - 1:200

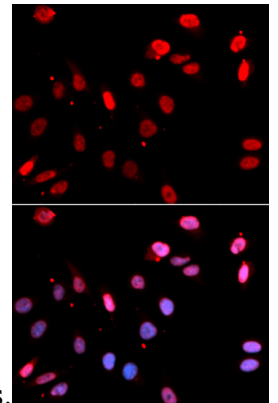
IF 1:50 - 1:200

## Validations



## Western blot - RAD18 Polyclonal Antibody

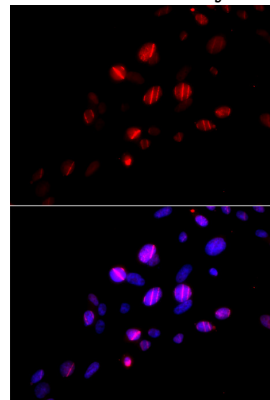
Western blot analysis of extracts of various cell lines, using RAD18 antibody at 1:1000 dilution. Secondary antibody: HRP Goat Anti-Rabbit IgG (H+L) at 1:10000 dilution. Lysates/proteins: 25ug per lane. Blocking buffer: 3% nonfat dry milk in TBST. Detection: ECL



Basic Kit .Exposure time: 120s.

## Immunofluorescence - RAD18 Polyclonal Antibody

Immunofluorescence analysis of U2OS cells using RAD18 antibody . Blue: DAPI for nuclear staining.



## Immunofluorescence - RAD18 Polyclonal Antibody

# RAD18 Polyclonal Antibody



Catalog Number: 161630

---

Immunofluorescence analysis of U2OS cells using RAD18 antibody . Blue: DAPI for nuclear staining.  
DNA damage by a UV-A laser.