

# UBD Polyclonal Antibody



Catalog Number: 161607

## Product name

UBD Polyclonal Antibody

## Specificity

Human, Mouse, Rat

## Antibody description

Polyclonal antibody to UBD

## Preparation

Antigen: Recombinant fusion protein containing a sequence corresponding to amino acids 1-165 of human UBD (NP\_006389.2).

## Formulation

PBS with 0.02% sodium azide, 50% glycerol, pH7.3.

## Storage

Store at -20°C. Avoid freeze / thaw cycles.

## Clonality

Polyclonal

## Ig Type

Rabbit IgG

## Applications

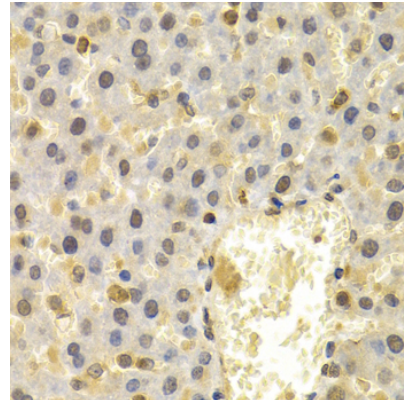
IHC, IF

## Dilutions

IHC 1:50 - 1:200

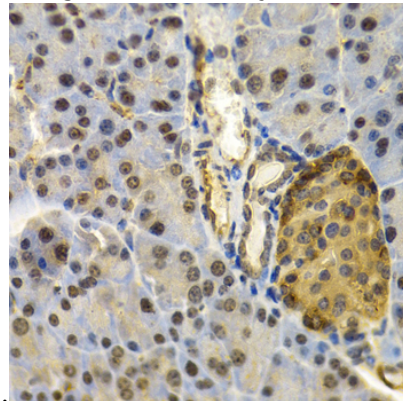
IF 1:50 - 1:200

## Validations



Immunohistochemistry - UBD Polyclonal Antibody

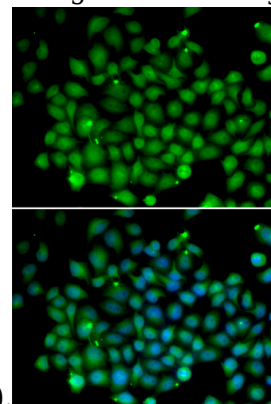
Immunohistochemistry of paraffin-embedded rat liver using UBD antibody at dilution of 1:200 (40x



lens).

Immunohistochemistry - UBD Polyclonal Antibody

Immunohistochemistry of paraffin-embedded mouse pancreas using UBD antibody at dilution of



1:200 (40x lens).

Immunofluorescence - UBD Polyclonal Antibody

Immunofluorescence analysis of A549 cells using UBD antibody . Blue: DAPI for nuclear staining.