

EIF2AK4 Polyclonal Antibody



Catalog Number: 161169

Product name

EIF2AK4 Polyclonal Antibody

Specificity

Human, Mouse, Rat

Antibody description

Polyclonal antibody to EIF2AK4

Preparation

Antigen: Recombinant fusion protein containing a sequence corresponding to amino acids 1-300 of human EIF2AK4 (NP_001013725.2).

Formulation

PBS with 0.02% sodium azide, 50% glycerol, pH7.3.

Storage

Store at -20°C. Avoid freeze / thaw cycles.

Clonality

Polyclonal

Ig Type

Rabbit IgG

Applications

WB, IHC, IF

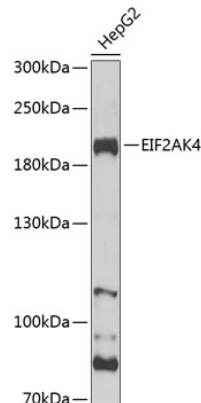
Dilutions

WB 1:500 - 1:2000

IHC 1:50 - 1:200

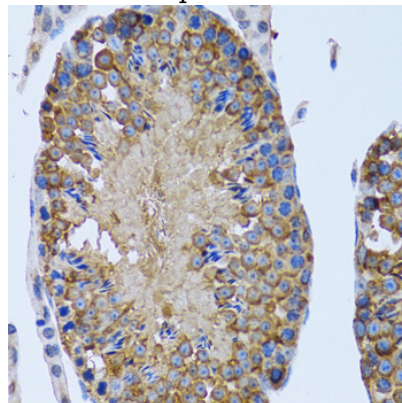
IF 1:50 - 1:200

Validations



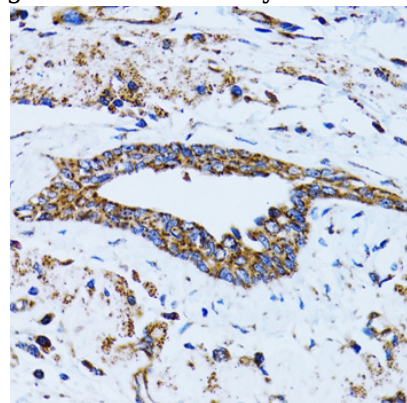
Western blot - EIF2AK4 Polyclonal Antibody

Western blot analysis of extracts of HepG2 cells, using EIF2AK4 Antibody at 1:1000 dilution. Secondary antibody: HRP Goat Anti-Rabbit IgG (H+L) at 1:10000 dilution. Lysates/proteins: 25ug per lane. Blocking buffer: 3% nonfat dry milk in TBST. Detection: ECL Basic Kit. Exposure time: 30s.



Immunohistochemistry - EIF2AK4 Polyclonal Antibody

Immunohistochemistry of paraffin-embedded rat testis using EIF2AK4 antibody at dilution of 1:100



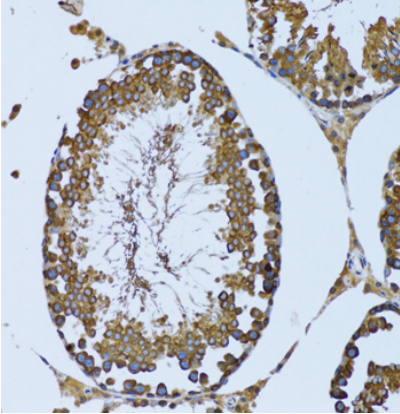
(40x lens).

EIF2AK4 Polyclonal Antibody

Catalog Number: 161169

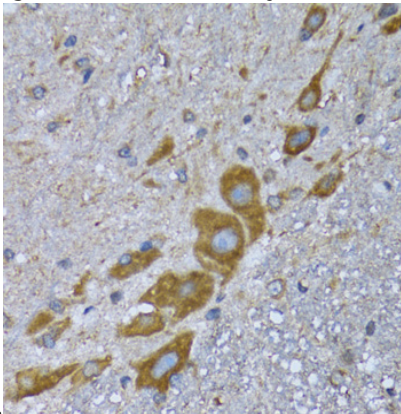
Immunohistochemistry - EIF2AK4 Polyclonal Antibody

Immunohistochemistry of paraffin-embedded human breast cancer using EIF2AK4 antibody at dilution of 1:100 (40x lens).



Immunohistochemistry - EIF2AK4 Polyclonal Antibody

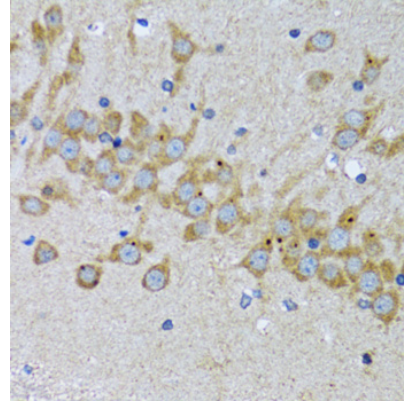
Immunohistochemistry of paraffin-embedded mouse testis using EIF2AK4 antibody at dilution of



1:100 (20x lens).

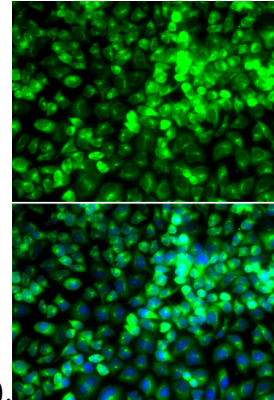
Immunohistochemistry - EIF2AK4 Polyclonal Antibody

Immunohistochemistry of paraffin-embedded mouse spinal cord using EIF2AK4 antibody at dilution of 1:100 (40x lens).



Immunohistochemistry - EIF2AK4 Polyclonal Antibody

Immunohistochemistry of paraffin-embedded mouse brain using EIF2AK4 antibody at dilution of



1:100 (40x lens).

Immunofluorescence - EIF2AK4 Polyclonal Antibody

Immunofluorescence analysis of A549 cells using EIF2AK4 antibody . Blue: DAPI for nuclear staining.