

TYR Polyclonal Antibody



Catalog Number: 161120

Product name

TYR Polyclonal Antibody

Specificity

Human, Mouse, Rat

Antibody description

Polyclonal antibody to TYR

Preparation

Antigen: Recombinant fusion protein containing a sequence corresponding to amino acids 20-340 of human TYR (NP_000363.1).

Formulation

PBS with 0.02% sodium azide, 50% glycerol, pH7.3.

Storage

Store at -20°C. Avoid freeze / thaw cycles.

Clonality

Polyclonal

Ig Type

Rabbit IgG

Applications

WB, IHC, IF

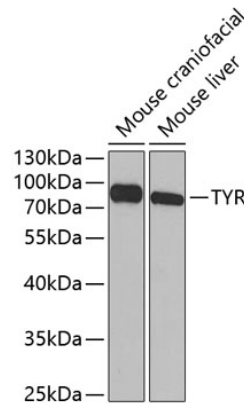
Dilutions

WB 1:500 - 1:2000

IHC 1:50 - 1:200

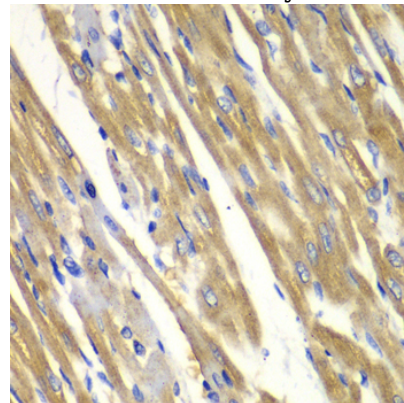
IF 1:50 - 1:200

Validations



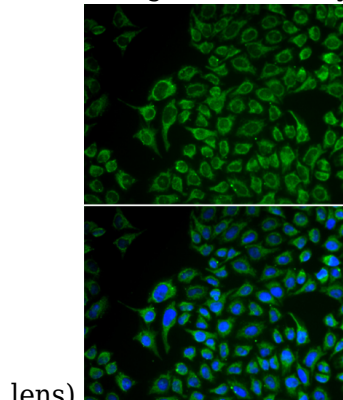
Western blot - TYR Polyclonal Antibody

Western blot analysis of extracts of various cell lines, using TYR antibody at 1:1000 dilution. Secondary antibody: HRP Goat Anti-Rabbit IgG (H+L) at 1:10000 dilution. Lysates/proteins: 25ug per lane. Blocking buffer: 3% nonfat dry milk in TBST.



Immunohistochemistry - TYR Polyclonal Antibody

Immunohistochemistry of paraffin-embedded rat heart using TYR antibody at dilution of 1:100 (40x



lens).

Immunofluorescence - TYR Polyclonal Antibody

TYR Polyclonal Antibody



Catalog Number: 161120

Immunofluorescence analysis of U2OS cells using TYR antibody . Blue: DAPI for nuclear staining.