

AKR7A2 Polyclonal Antibody



Catalog Number: 161020

Product name

AKR7A2 Polyclonal Antibody

Specificity

Human, Mouse

Antibody description

Polyclonal antibody to AKR7A2

Preparation

Antigen: Recombinant fusion protein containing a sequence corresponding to amino acids 100-359 of human AKR7A2 (NP_003680.2).

Formulation

PBS with 0.02% sodium azide, 50% glycerol, pH7.3.

Storage

Store at -20°C. Avoid freeze / thaw cycles.

Clonality

Polyclonal

Ig Type

Rabbit IgG

Applications

WB, IHC, IF

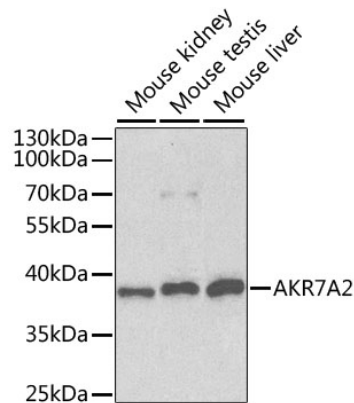
Dilutions

WB 1:500 - 1:2000

IHC 1:50 - 1:200

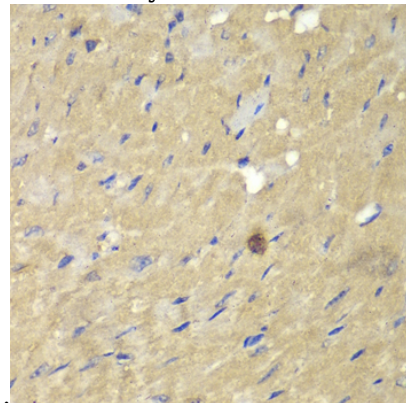
IF 1:10 - 1:100

Validations



Western blot - AKR7A2 Polyclonal Antibody

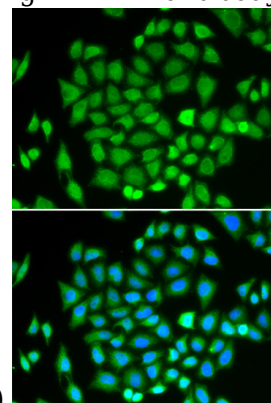
Western blot analysis of extracts of various cell lines, using AKR7A2 antibody at 1:1000 dilution. Secondary antibody: HRP Goat Anti-Rabbit IgG (H+L) at 1:10000 dilution. Lysates/proteins: 25ug per lane. Blocking buffer: 3% nonfat dry milk in TBST. Detection: ECL



Basic Kit .

Immunohistochemistry - AKR7A2 Polyclonal Antibody

Immunohistochemistry of paraffin-embedded mouse heart using AKR7A2 antibody at dilution of



1:100 (40x lens).

AKR7A2 Polyclonal Antibody



Catalog Number: 161020

Immunofluorescence - AKR7A2 Polyclonal Antibody

Immunofluorescence analysis of HeLa cells using AKR7A2 antibody . Blue: DAPI for nuclear staining.