

# Nestin Polyclonal Antibody

Catalog Number: 160879

## Product name

Nestin Polyclonal Antibody

## Specificity

Human, Mouse, Rat

## Antibody description

Polyclonal antibody to Nestin

## Preparation

Antigen: Recombinant fusion protein containing a sequence corresponding to amino acids 1392-1621 of human Nestin (NP\_006608.1).

## Formulation

PBS with 0.02% sodium azide, 50% glycerol, pH7.3.

## Storage

Store at -20°C. Avoid freeze / thaw cycles.

## Clonality

Polyclonal

## Ig Type

Rabbit IgG

## Applications

WB, IHC, IF

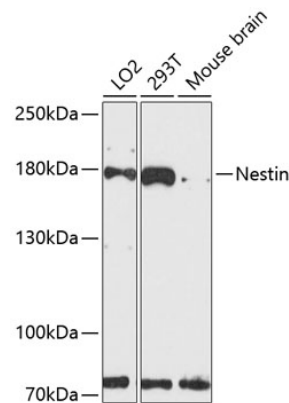
## Dilutions

WB 1:500 - 1:1000

IHC 1:50 - 1:100

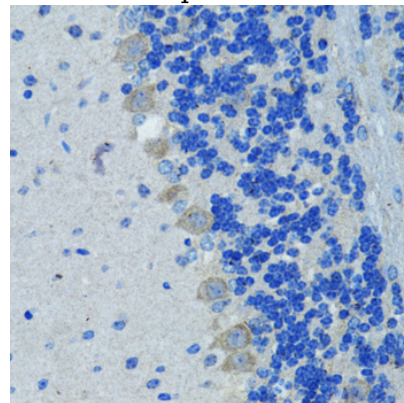
IF 1:50 - 1:100

## Validations



Western blot - Nestin Polyclonal Antibody

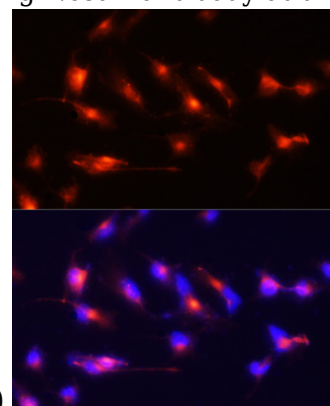
Western blot analysis of extracts of various cell lines, using Nestin antibody at 1:3000 dilution. Secondary antibody: HRP Goat Anti-Rabbit IgG (H+L) at 1:10000 dilution. Lysates/proteins: 25ug per lane. Blocking buffer: 3% nonfat dry milk in TBST. Detection: ECL Basic Kit. Exposure time: 90s.



Immunohistochemistry - Nestin Polyclonal Antibody

Immunohistochemistry of paraffin-embedded mouse brain using Nestin antibody at dilution of

1:100 (40x lens).



# Nestin Polyclonal Antibody



Catalog Number: 160879

---

Immunofluorescence - Nestin Polyclonal Antibody

using Nestin antibody at dilution of 1:100 (20x lens). Blue: DAPI for nuclear staining.

Immunofluorescence analysis of U-251MG cells