

# DDX3Y Polyclonal Antibody



Catalog Number: 160814

## Product name

DDX3Y Polyclonal Antibody

## Specificity

Human, Mouse, Rat

## Antibody description

Polyclonal antibody to DDX3Y

## Preparation

Antigen: Recombinant fusion protein containing a sequence corresponding to amino acids 1-210 of human DDX3Y (NP\_001116137.1).

## Formulation

PBS with 0.02% sodium azide, 50% glycerol, pH7.3.

## Storage

Store at -20°C. Avoid freeze / thaw cycles.

## Clonality

Polyclonal

## Ig Type

Rabbit IgG

## Applications

WB, IHC, IF

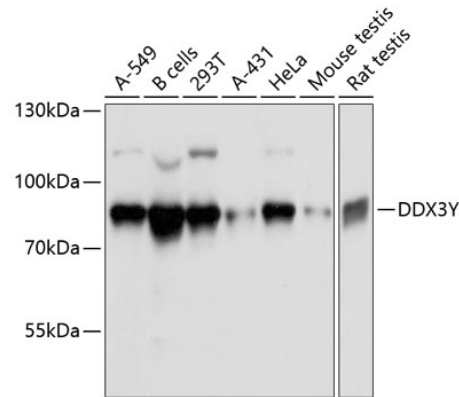
## Dilutions

WB 1:500 - 1:2000

IHC 1:50 - 1:100

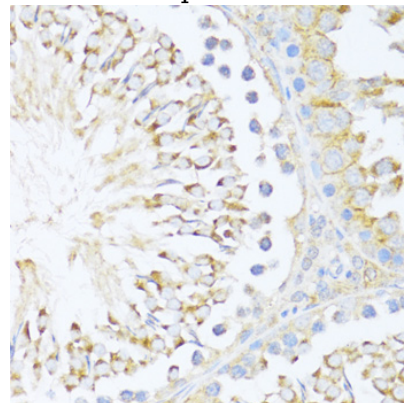
IF 1:50 - 1:100

## Validations



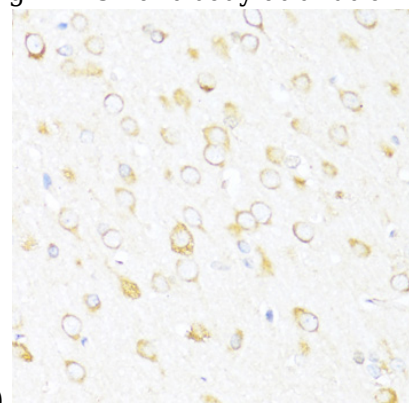
Western blot - DDX3Y Polyclonal Antibody

Western blot analysis of extracts of various cell lines, using DDX3Y antibody at 1:3000 dilution. Secondary antibody: HRP Goat Anti-Rabbit IgG (H+L) at 1:10000 dilution. Lysates/proteins: 25ug per lane. Blocking buffer: 3% nonfat dry milk in TBST. Detection: ECL Basic Kit. Exposure time: 1s.



Immunohistochemistry - DDX3Y Polyclonal Antibody

Immunohistochemistry of paraffin-embedded rat testis using DDX3Y antibody at dilution of 1:100



(40x lens).

# DDX3Y Polyclonal Antibody

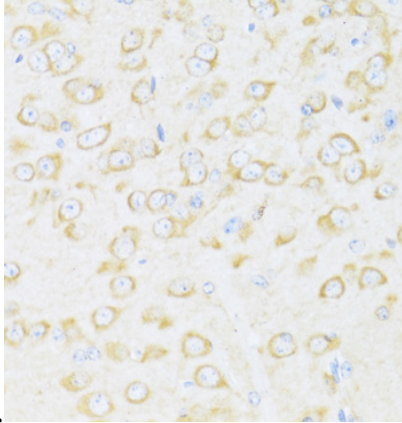


Catalog Number: 160814

---

Immunohistochemistry - DDX3Y Polyclonal Antibody

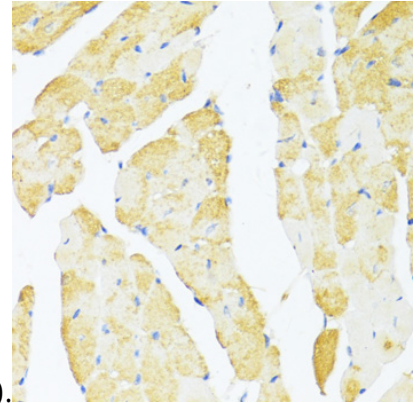
Immunohistochemistry of paraffin-embedded rat brain using DDX3Y antibody at dilution of 1:100



(40x lens).

Immunohistochemistry - DDX3Y Polyclonal Antibody

Immunohistochemistry of paraffin-embedded mouse brain using DDX3Y antibody at dilution of



1:100 (40x lens).

Immunohistochemistry - DDX3Y Polyclonal Antibody

Immunohistochemistry of paraffin-embedded mouse heart using DDX3Y antibody at dilution of 1:100 (40x lens).