

RHOA/RHOB/RHOC Monoclonal Antibody



Catalog Number: 160598

Product name

RHOA/RHOB/RHOC Monoclonal Antibody

Specificity

Human, Mouse, Rat

Antibody description

Monoclonal antibody to RHOA/RHOB/RHOC

Preparation

Antigen: Recombinant protein of human RHOC

Formulation

PBS with 0.02% sodium azide, 50% glycerol, pH7.3.

Storage

Store at -20°C. Avoid freeze / thaw cycles.

Clonality

Monoclonal

Ig Type

Rabbit IgG

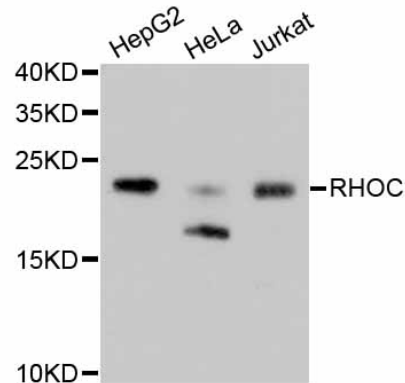
Applications

WB, IHC, IF

Dilutions

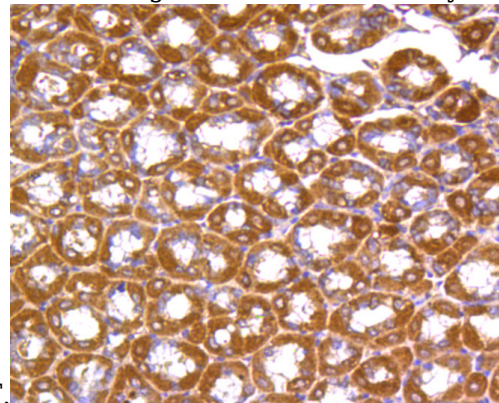
WB 1:500 - 1:2000
IHC 1:500 - 1:1000
IF 1:100 - 1:500

Validations



Western blot - RHOA/RHOB/RHOC Monoclonal Antibody

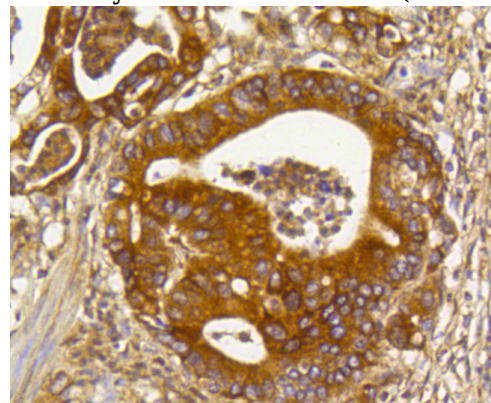
Western blot analysis of extracts of various cell lines, using RHOC/RHOA/RHOB antibody. Secondary antibody: HRP Goat Anti-Rabbit IgG (H+L) at 1:10000 dilution. Lysates/proteins: 25ug per lane. Blocking buffer: 3% nonfat dry milk in



TBST.

Immunohistochemistry - RHOA/RHOB/RHOC Monoclonal Antibody

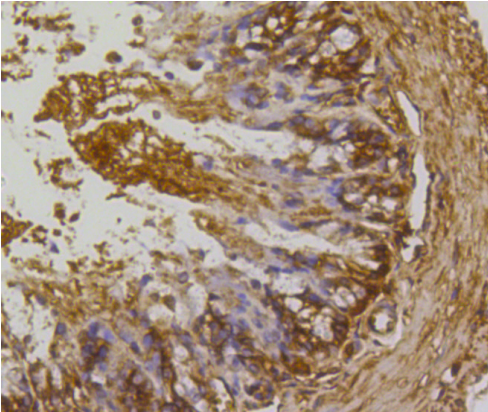
Immunohistochemistry of paraffin-embedded mouse stomach using RHOC/RHOA/RHOB antibody at dilution of 1:100 (40x lens).



Catalog Number: 160598

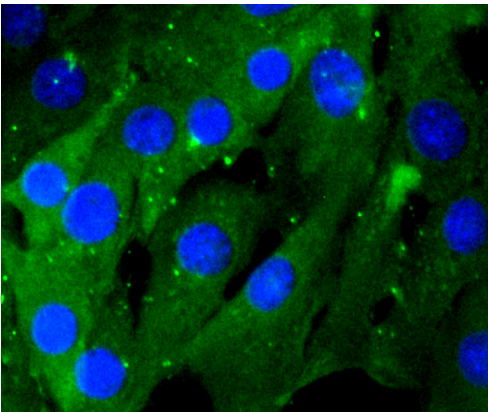
Immunohistochemistry - RHOA/RHOB/RHOC Monoclonal Antibody

Immunohistochemistry of paraffin-embedded human gastric cancer using RHOC/RHOA/RHOB antibody at dilution of 1:100 (40x lens).



Immunohistochemistry - RHOA/RHOB/RHOC Monoclonal Antibody

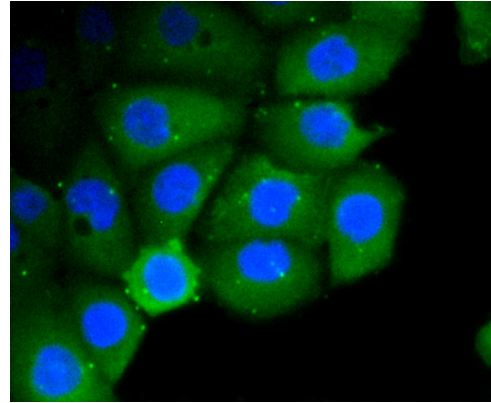
Immunohistochemistry of paraffin-embedded mouse colon using RHOC/RHOA/RHOB antibody at dilution of 1:100 (40x lens).



Immunofluorescence - RHOA/RHOB/RHOC Monoclonal Antibody

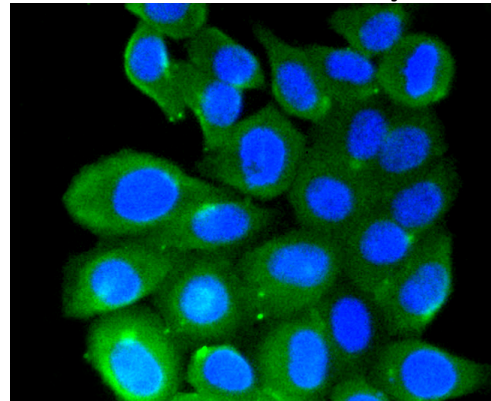
Monoclonal Antibody

Immunofluorescence analysis of NIH-3T3 cells using RHOC/RHOA/RHOB antibody .



Immunofluorescence - RHOA/RHOB/RHOC Monoclonal Antibody

Immunofluorescence analysis of Ags cells using RHOC/RHOA/RHOB antibody .



Immunofluorescence - RHOA/RHOB/RHOC Monoclonal Antibody

Immunofluorescence analysis of HepG2 cells using RHOC/RHOA/RHOB antibody .