

# RHOC Polyclonal Antibody



Catalog Number: 160586

## Product name

RHOC Polyclonal Antibody

## Specificity

Human, Mouse, Rat

## Antibody description

Polyclonal antibody to RHOC

## Preparation

Antigen: Recombinant fusion protein containing a sequence corresponding to amino acids 1-193 of human RHOC (NP\_001036144.1).

## Formulation

PBS with 0.02% sodium azide, 50% glycerol, pH7.3.

## Storage

Store at -20°C. Avoid freeze / thaw cycles.

## Clonality

Polyclonal

## Ig Type

Rabbit IgG

## Applications

WB, IHC, IF

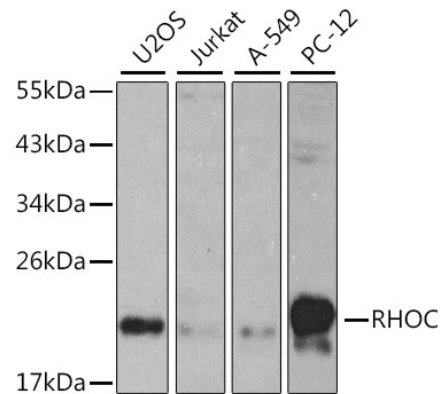
## Dilutions

WB 1:500 - 1:2000

IHC 1:50 - 1:100

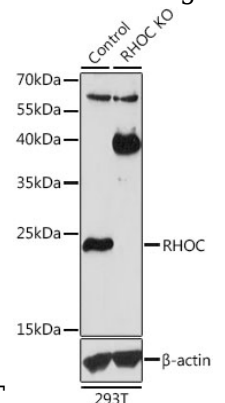
IF 1:50 - 1:100

## Validations



Western blot - RHOC Polyclonal Antibody

Western blot analysis of extracts of various cell lines, using RHOC antibody. Secondary antibody: HRP Goat Anti-Rabbit IgG (H+L) at 1:10000 dilution. Lysates/proteins: 25ug per lane. Blocking



buffer: 3% nonfat dry milk in TBST.

Western blot - RHOC Polyclonal Antibody

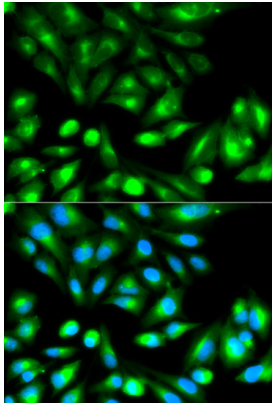
Western blot analysis of extracts from normal (control) and RHOC knockout 293T cells, using RHOC antibody at 1:1000 dilution. Secondary antibody: HRP Goat Anti-Rabbit IgG (H+L) at 1:10000 dilution. Lysates/proteins: 25ug per lane. Blocking buffer: 3% nonfat dry milk in TBST. Detection: ECL Basic Kit. Exposure time: 300s. CRISPR KO cell lines generated by

# RHOC Polyclonal Antibody



Catalog Number: 160586

---



Immunofluorescence - RHOC Polyclonal Antibody

Immunofluorescence analysis of HeLa cells using RHOC antibody . Blue: DAPI for nuclear staining.