

ILK Polyclonal Antibody



Catalog Number: 160176

Product name

ILK Polyclonal Antibody

Specificity

Human, Mouse, Rat

Antibody description

Polyclonal antibody to ILK

Preparation

Antigen: Recombinant fusion protein containing a sequence corresponding to amino acids 1-260 of human ILK (NP_001014795.1).

Formulation

PBS with 0.02% sodium azide, 50% glycerol, pH7.3.

Storage

Store at -20°C. Avoid freeze / thaw cycles.

Clonality

Polyclonal

Ig Type

Rabbit IgG

Applications

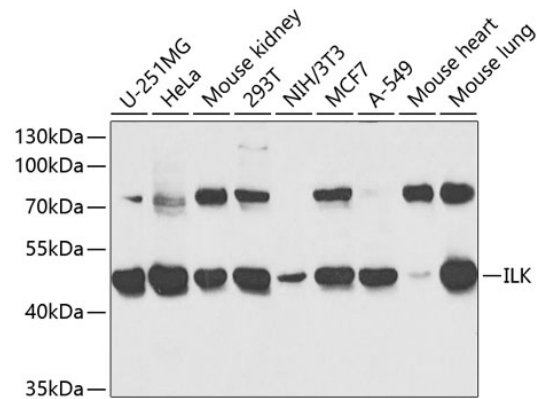
WB, IHC

Dilutions

WB 1:500 - 1:1000

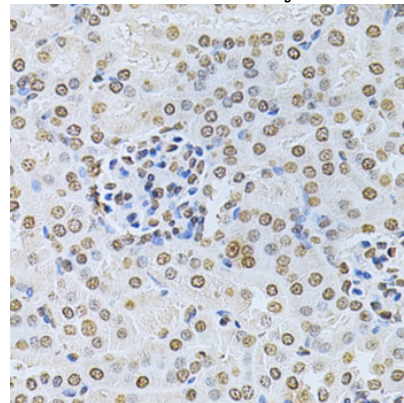
IHC 1:50 - 1:100

Validations



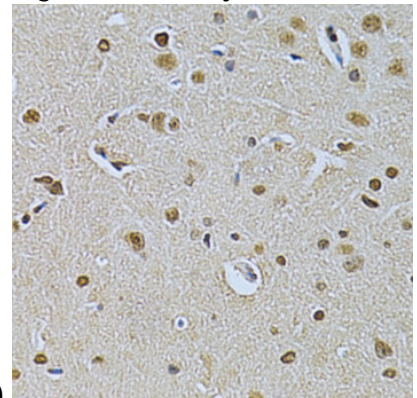
Western blot - ILK Polyclonal Antibody

Western blot analysis of extracts of various cell lines, using ILK antibody at 1:1000 dilution. Secondary antibody: HRP Goat Anti-Rabbit IgG (H+L) at 1:10000 dilution. Lysates/proteins: 25ug per lane. Blocking buffer: 3% nonfat dry milk in TBST.



Immunohistochemistry - ILK Polyclonal Antibody

Immunohistochemistry of paraffin-embedded mouse kidney using ILK Antibody at dilution of



1:200 (40x lens).

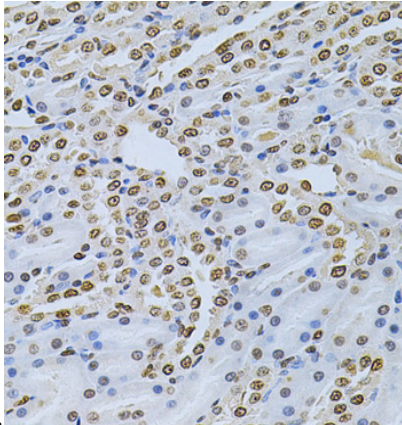
Immunohistochemistry - ILK Polyclonal Antibody

ILK Polyclonal Antibody



Catalog Number: 160176

Immunohistochemistry of paraffin-embedded rat brain using ILK Antibody at dilution of 1:200 (40x

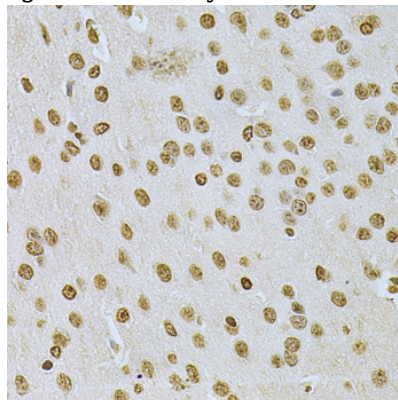


lens).

Immunohistochemistry - ILK Polyclonal Antibody

Immunohistochemistry of paraffin-embedded rat

kidney using ILK Antibody at dilution of 1:200



(40x lens).

Immunohistochemistry - ILK Polyclonal Antibody

Immunohistochemistry of paraffin-embedded mouse brain using ILK Antibody at dilution of 1:200 (40x lens).