

MMP7 Polyclonal Antibody



Catalog Number: 160135

Product name

MMP7 Polyclonal Antibody

Specificity

Human, Mouse, Rat

Antibody description

Polyclonal antibody to MMP7

Preparation

Antigen: Recombinant fusion protein containing a sequence corresponding to amino acids 18-267 of human MMP7 (NP_002414.1).

Formulation

PBS with 0.02% sodium azide, 50% glycerol, pH7.3.

Storage

Store at -20°C. Avoid freeze / thaw cycles.

Clonality

Polyclonal

Ig Type

Rabbit IgG

Applications

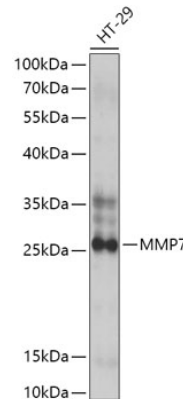
WB, IHC

Dilutions

WB 1:500 - 1:2000

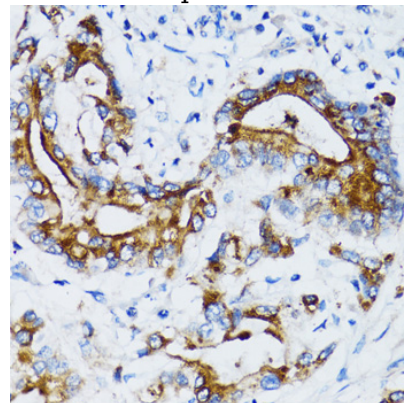
IHC 1:50 - 1:200

Validations



Western blot - MMP7 Polyclonal Antibody

Western blot analysis of extracts of HT-29 cells, using MMP7 antibody at 1:1000 dilution. Secondary antibody: HRP Goat Anti-Rabbit IgG (H+L) at 1:10000 dilution. Lysates/proteins: 25ug per lane. Blocking buffer: 3% nonfat dry milk in TBST. Detection: ECL Basic Kit. Exposure time: 15s.



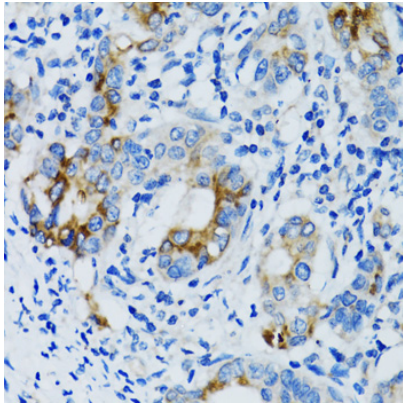
Immunohistochemistry - MMP7 Polyclonal Antibody

Immunohistochemistry of paraffin-embedded human colon carcinoma using MMP7 antibody at dilution of 1:100 (40x lens).

MMP7 Polyclonal Antibody



Catalog Number: 160135



Immunohistochemistry - MMP7 Polyclonal Antibody

Immunohistochemistry of paraffin-embedded human gastric cancer using MMP7 antibody at dilution of 1:100 (40x lens).