

# HDAC5 Polyclonal Antibody



Catalog Number: 160121

## Product name

HDAC5 Polyclonal Antibody

## Specificity

Human, Mouse, Rat

## Antibody description

Polyclonal antibody to HDAC5

## Preparation

Antigen: A synthetic peptide corresponding to a sequence within amino acids 550-650 of human HDAC5 (NP\_005465.2).

## Formulation

PBS with 0.02% sodium azide, 50% glycerol, pH7.3.

## Storage

Store at -20°C. Avoid freeze / thaw cycles.

## Clonality

Polyclonal

## Ig Type

Rabbit IgG

## Applications

WB, IHC, IF

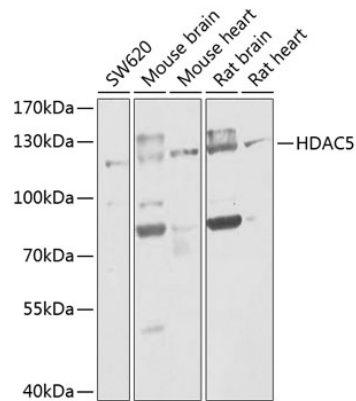
## Dilutions

WB 1:500 - 1:2000

IHC 1:50 - 1:200

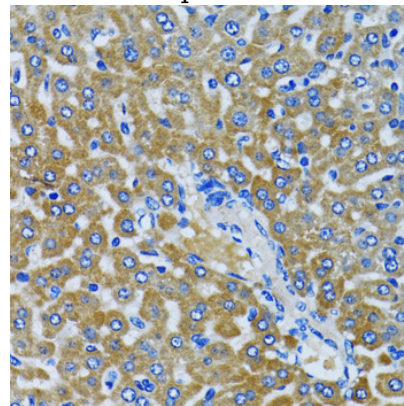
IF 1:50 - 1:200

## Validations



## Western blot - HDAC5 Polyclonal Antibody

Western blot analysis of extracts of various cell lines, using HDAC5 antibody at 1:1000 dilution. Secondary antibody: HRP Goat Anti-Rabbit IgG (H+L) at 1:10000 dilution. Lysates/proteins: 25ug per lane. Blocking buffer: 3% nonfat dry milk in TBST. Detection: ECL Basic Kit. Exposure time: 30s.

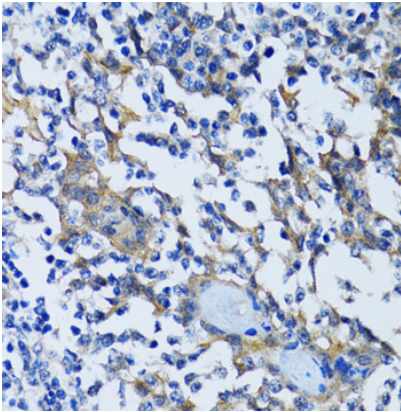


## Immunohistochemistry - HDAC5 Polyclonal Antibody

Immunohistochemistry of paraffin-embedded human mammary gland using HDAC5 antibody at dilution of 1:100 (40x lens).

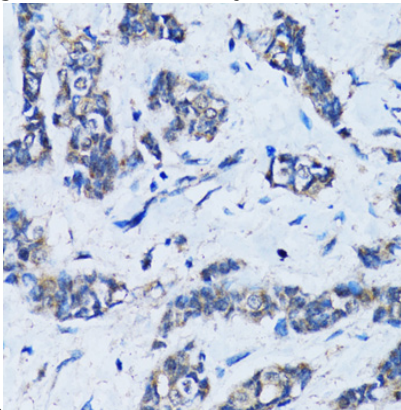
# HDAC5 Polyclonal Antibody

Catalog Number: 160121



Immunohistochemistry - HDAC5 Polyclonal Antibody

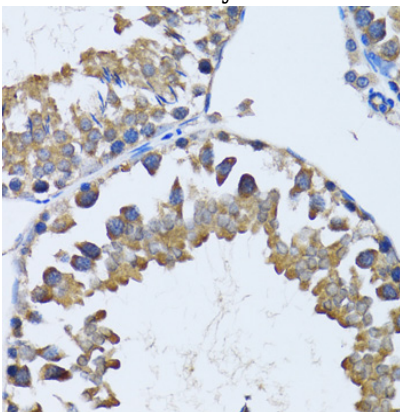
Immunohistochemistry of paraffin-embedded mouse lung using HDAC5 antibody at dilution of



1:100 (40x lens).

Immunohistochemistry - HDAC5 Polyclonal Antibody

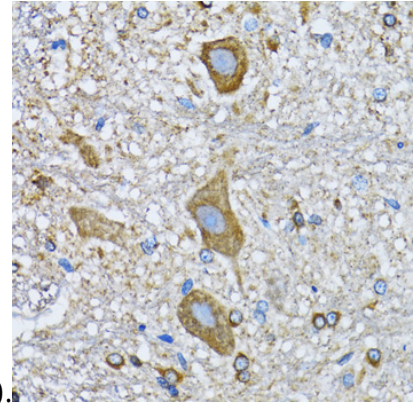
Immunohistochemistry of paraffin-embedded rat liver using HDAC5 antibody at dilution of 1:100



(40x lens).

Immunohistochemistry - HDAC5 Polyclonal Antibody

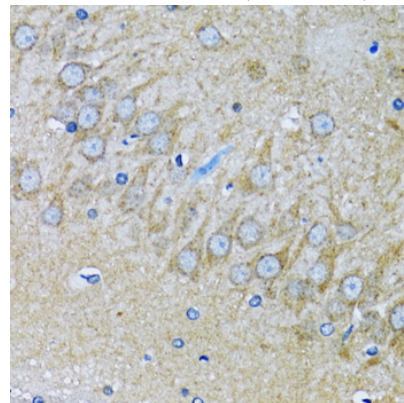
Immunohistochemistry of paraffin-embedded human tonsil using HDAC5 antibody at dilution of



1:100 (40x lens).

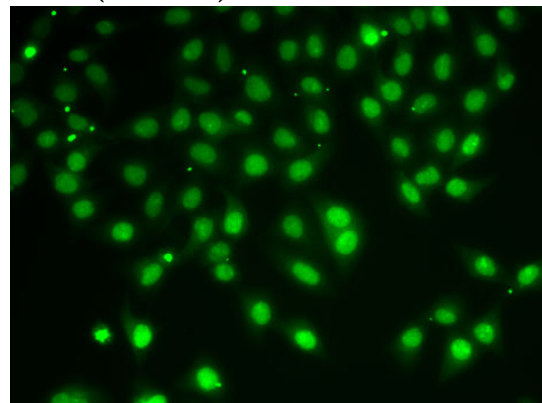
Immunohistochemistry - HDAC5 Polyclonal Antibody

Immunohistochemistry of paraffin-embedded human breast cancer using HDAC5 antibody at dilution of 1:100 (40x lens).



Immunohistochemistry - HDAC5 Polyclonal Antibody

Immunohistochemistry of paraffin-embedded mouse testis using HDAC5 antibody at dilution of 1:100 (40x lens).



# HDAC5 Polyclonal Antibody



Catalog Number: 160121

---

Immunohistochemistry - HDAC5 Polyclonal Antibody

Immunohistochemistry of paraffin-embedded mouse spinal cord using HDAC5 antibody at dilution of 1:100 (40x lens).