

PKN1 Polyclonal Antibody

Catalog Number: 160104

Product name

PKN1 Polyclonal Antibody

Specificity

Human, Mouse, Rat

Antibody description

Polyclonal antibody to PKN1

Preparation

Antigen: Recombinant fusion protein containing a sequence corresponding to amino acids 1-300 of human PKN1 (NP_002732.3).

Formulation

PBS with 0.02% sodium azide, 50% glycerol, pH7.3.

Storage

Store at -20°C. Avoid freeze / thaw cycles.

Clonality

Polyclonal

Ig Type

Rabbit IgG

Applications

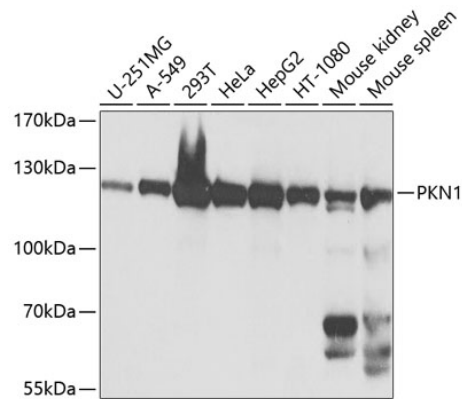
WB, IHC

Dilutions

WB 1:500 - 1:1000

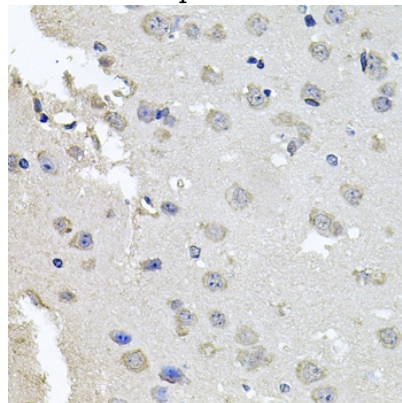
IHC 1:50 - 1:100

Validations



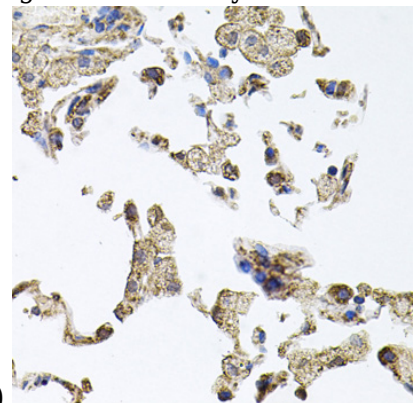
Western blot - PKN1 Polyclonal Antibody

Western blot analysis of extracts of various cell lines, using PKN1 antibody at 1:1000 dilution. Secondary antibody: HRP Goat Anti-Rabbit IgG (H+L) at 1:10000 dilution. Lysates/proteins: 25ug per lane. Blocking buffer: 3% nonfat dry milk in TBST. Detection: ECL Basic Kit. Exposure time: 5s.



Immunohistochemistry - PKN1 Polyclonal Antibody

Immunohistochemistry of paraffin-embedded mouse brain using PKN1 antibody at dilution of



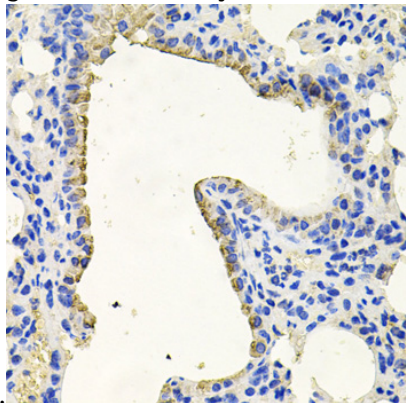
1:100 (40x lens).

PKN1 Polyclonal Antibody

Catalog Number: 160104

Immunohistochemistry - PKN1 Polyclonal Antibody

Immunohistochemistry of paraffin-embedded human lung using PKN1 antibody at dilution of



1:100 (40x lens).

Immunohistochemistry - PKN1 Polyclonal Antibody

Immunohistochemistry of paraffin-embedded mouse lung using PKN1 antibody at dilution of 1:100 (40x lens).