

MYCN Polyclonal Antibody



Catalog Number: 160087

Product name

MYCN Polyclonal Antibody

Specificity

Human, Mouse, Rat

Antibody description

Polyclonal antibody to MYCN

Preparation

Antigen: Recombinant fusion protein containing a sequence corresponding to amino acids 168-267 of human MYCN (NP_005369.2).

Formulation

PBS with 0.02% sodium azide, 50% glycerol, pH7.3.

Storage

Store at -20°C. Avoid freeze / thaw cycles.

Clonality

Polyclonal

Ig Type

Rabbit IgG

Applications

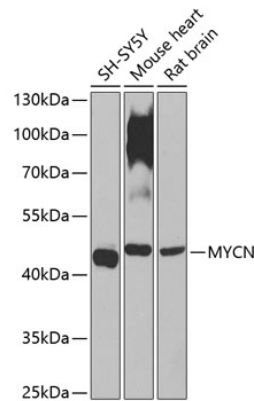
WB, IHC

Dilutions

WB 1:500 - 1:2000

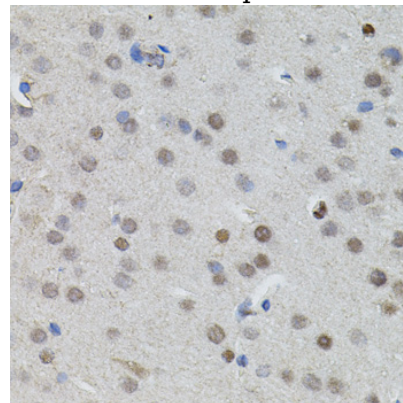
IHC 1:50 - 1:200

Validations



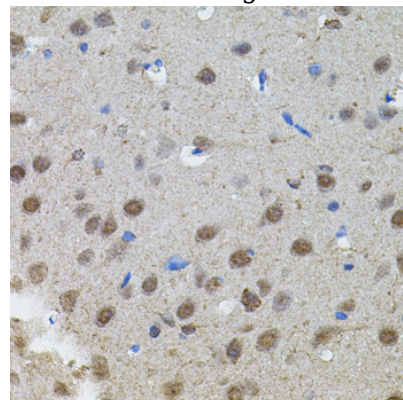
Western blot - MYCN Polyclonal Antibody

Western blot analysis of extracts of various cell lines, using MYCN antibody at 1:1000 dilution. Secondary antibody: HRP Goat Anti-Rabbit IgG (H+L) at 1:10000 dilution. Lysates/proteins: 25ug per lane. Blocking buffer: 3% nonfat dry milk in TBST. Detection: ECL Enhanced Kit. Exposure time: 90s.



Immunohistochemistry - MYCN Polyclonal Antibody

Immunohistochemistry of paraffin-embedded mouse brain using MYCN antibody (40x lens).



MYCN Polyclonal Antibody



Catalog Number: 160087

Immunohistochemistry - MYCN Polyclonal Antibody

Immunohistochemistry of paraffin-embedded rat brain using MYCN antibody (40x lens).