

Anti-IGFBP2 antibody



Catalog Number: 141971

Product name

Anti-IGFBP2 antibody

Immunogen

[Mouse IGFBP-2 / IGFBP2 \(His Tag\) recombinant protein](#)

Specificity

Mouse IGFBP-2 / IGFBP2

Antibody description

Rabbit Polyclonal to Mouse IGFBP2

Preparation

Produced in rabbits immunized with purified, recombinant Mouse IGFBP-2 / IGFBP2 . IGFBP-2 / IGFBP2 specific IgG was purified by Mouse IGFBP-2 / IGFBP2 affinity chromatography.

Formulation

0.2 µm filtered solution in PBS

Storage

This antibody can be stored at 2°C-8°C for one month without detectable loss of activity. Antibody products are stable for twelve months from date of receipt when stored at -20°C to -80°C.

Preservative-Free.

Sodium azide is recommended to avoid contamination (final concentration 0.05%-0.1%). It is toxic to cells and should be disposed of properly. Avoid repeated freeze-thaw cycles.

Clonality

Polyclonal

Ig Type

Rabbit IgG

Applications

WB, IHC-P, IP

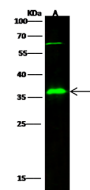
Dilutions

WB: 0.5-5 µg/ml

IHC-P: 0.1-2 µg/mL

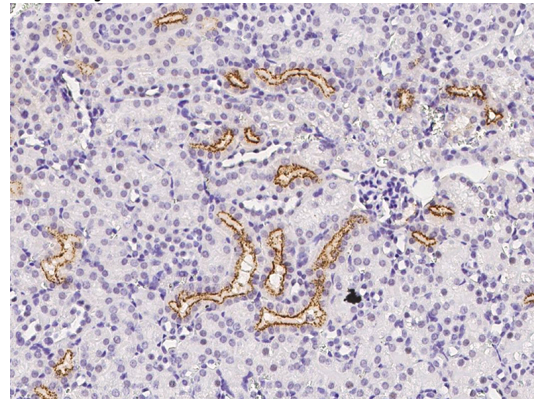
IP: 1-4 µg/mg of lysate

Validations



Lanes	A
Sample (whole cell lysate)	SH-SY5Y
Sample Volume (µg/lane)	30
Gel	13% SDS-PAGE reducing gel
Recommended Concentration	0.5-5 µg/ml
Secondary Antibody	Dylight 800-labeled Antibody to Rabbit IgG (H+L) at 1:5000 dilution.
Explanation	Developed using Odyssey imaging system. Predicted band size : 35 kDa Observed band size : 36 kDa Additional bands at : 65 kDa (We are unsure as to the identity of these extra bands.)

IGFBP-2 / IGFBP2 Antibody, Rabbit PAb, Antigen Affinity Purified, Western blot

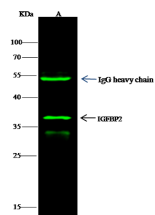


IGFBP-2 / IGFBP2 Antibody, Rabbit PAb, Antigen Affinity Purified, Immunohistochemistry

Anti-IGFBP2 antibody



Catalog Number: 141971



IGFBP-2 / IGFBP2 Antibody, Rabbit PAb, Antigen Affinity Purified, Immunoprecipitation

Lanes	A
Sample (whole cell lysate)	Jurkat
Sample quantity	0.5 mg
IP antibody quantity	4 µg
Immunoprecipitation beads Protein G	60 µg
Gel	13% SDS-PAGE reducing gel
Primary antibody	anti-IGFBP2-His antibody at 1.0 µg/ml
Secondary antibody	Dylight 800-labeled antibody to Rabbit IgG (H+L), at 1:5000 dilution